

# B S R & Co. LLP

Chartered Accountants

14th Floor, Central B Wing and North C Wing  
Nesco IT Park 4, Nesco Center  
Western Express Highway  
Goregaon (East), Mumbai – 400 063, India  
Telephone: +91 (22) 6257 1000  
Fax: +91 (22) 6257 1010

## Independent Auditor's Report

**To the Members of Welspun Wasco Coatings Private Limited**

**Report on the Audit of the Financial Statements**

### Opinion

We have audited the financial statements of Welspun Wasco Coatings Private Limited (the "Company") which comprise the balance sheet as at 31 March 2025, and the statement of profit and loss (including other comprehensive income), statement of changes in equity and statement of cash flows for the year then ended, and notes to the financial statements, including material accounting policies and other explanatory information.

In our opinion and to the best of our information and according to the explanations given to us, the aforesaid financial statements give the information required by the Companies Act, 2013 ("Act") in the manner so required and give a true and fair view in conformity with the accounting principles generally accepted in India, of the state of affairs of the Company as at 31 March 2025, and its profit and other comprehensive income, changes in equity and its cash flows for the year ended on that date.

### Basis for Opinion

We conducted our audit in accordance with the Standards on Auditing (SAs) specified under Section 143(10) of the Act. Our responsibilities under those SAs are further described in the *Auditor's Responsibilities for the Audit of the Financial Statements* section of our report. We are independent of the Company in accordance with the Code of Ethics issued by the Institute of Chartered Accountants of India together with the ethical requirements that are relevant to our audit of the financial statements under the provisions of the Act and the Rules thereunder, and we have fulfilled our other ethical responsibilities in accordance with these requirements and the Code of Ethics. We believe that the audit evidence we have obtained is sufficient and appropriate to provide a basis for our opinion on the financial statements.

### Other Information

The Company's Management and Board of Directors are responsible for the other information. The other information comprises the information included in the Company's directors' report, but does not include the financial statements and auditor's reports thereon.

Our opinion on the financial statements does not cover the other information and we do not express any form of assurance conclusion thereon.

In connection with our audit of the financial statements, our responsibility is to read the other information and, in doing so, consider whether the other information is materially inconsistent with the financial statements or our knowledge obtained in the audit or otherwise appears to be materially misstated. If, based on the work we have performed, we conclude that there is a material misstatement of this other information, we are required to report that fact. We have nothing to report in this regard.

### Management's and Board of Directors' Responsibilities for the Financial Statements

The Company's Management and Board of Directors are responsible for the matters stated in Section 134(5) of the Act with respect to the preparation of these financial statements that give a true and fair view of the state of affairs, profit/ loss and other comprehensive income, changes in equity and cash flows of the Company in accordance with the accounting principles generally accepted in India, including the Indian Accounting Standards (Ind AS) specified under Section 133 of the Act. This responsibility also includes maintenance of adequate accounting records in accordance with the provisions of the Act for

Registered Office:

B S R & Co. (a partnership firm with Registration No. BA61223) converted into B S R & Co. LLP (a Limited Liability Partnership with LLP Registration No. AAB-8181) with effect from October 14, 2013

14th Floor, Central B Wing and North C Wing, Nesco IT Park 4, Nesco Center, Western Express Highway, Goregaon (East), Mumbai - 400063

## Independent Auditor's Report (Continued)

### Welspun Wasco Coatings Private Limited

safeguarding of the assets of the Company and for preventing and detecting frauds and other irregularities; selection and application of appropriate accounting policies; making judgments and estimates that are reasonable and prudent; and design, implementation and maintenance of adequate internal financial controls, that were operating effectively for ensuring the accuracy and completeness of the accounting records, relevant to the preparation and presentation of the financial statements that give a true and fair view and are free from material misstatement, whether due to fraud or error.

In preparing the financial statements, the Management and Board of Directors are responsible for assessing the Company's ability to continue as a going concern, disclosing, as applicable, matters related to going concern and using the going concern basis of accounting unless the Board of Directors either intends to liquidate the Company or to cease operations, or has no realistic alternative but to do so.

The Board of Directors is also responsible for overseeing the Company's financial reporting process.

#### Auditor's Responsibilities for the Audit of the Financial Statements

Our objectives are to obtain reasonable assurance about whether the financial statements as a whole are free from material misstatement, whether due to fraud or error, and to issue an auditor's report that includes our opinion. Reasonable assurance is a high level of assurance, but is not a guarantee that an audit conducted in accordance with SAs will always detect a material misstatement when it exists. Misstatements can arise from fraud or error and are considered material if, individually or in the aggregate, they could reasonably be expected to influence the economic decisions of users taken on the basis of these financial statements.

As part of an audit in accordance with SAs, we exercise professional judgment and maintain professional skepticism throughout the audit. We also:

- Identify and assess the risks of material misstatement of the financial statements, whether due to fraud or error, design and perform audit procedures responsive to those risks, and obtain audit evidence that is sufficient and appropriate to provide a basis for our opinion. The risk of not detecting a material misstatement resulting from fraud is higher than for one resulting from error, as fraud may involve collusion, forgery, intentional omissions, misrepresentations, or the override of internal control.
- Obtain an understanding of internal control relevant to the audit in order to design audit procedures that are appropriate in the circumstances. Under Section 143(3)(i) of the Act, we are also responsible for expressing our opinion on whether the company has adequate internal financial controls with reference to financial statements in place and the operating effectiveness of such controls.
- Evaluate the appropriateness of accounting policies used and the reasonableness of accounting estimates and related disclosures made by the Management and Board of Directors.
- Conclude on the appropriateness of the Management and Board of Directors use of the going concern basis of accounting in preparation of financial statements and, based on the audit evidence obtained, whether a material uncertainty exists related to events or conditions that may cast significant doubt on the Company's ability to continue as a going concern. If we conclude that a material uncertainty exists, we are required to draw attention in our auditor's report to the related disclosures in the financial statements or, if such disclosures are inadequate, to modify our opinion. Our conclusions are based on the audit evidence obtained up to the date of our auditor's report. However, future events or conditions may cause the Company to cease to continue as a going concern.
- Evaluate the overall presentation, structure and content of the financial statements, including the disclosures, and whether the financial statements represent the underlying transactions and events in a manner that achieves fair presentation.

We communicate with those charged with governance regarding, among other matters, the planned scope and timing of the audit and significant audit findings, including any significant deficiencies in internal control that we identify during our audit.

We also provide those charged with governance with a statement that we have complied with relevant ethical requirements regarding independence, and to communicate with them all relationships and other matters that may reasonably be thought to bear on our independence, and where applicable, related



**Independent Auditor's Report (Continued)**

**Welspun Wasco Coatings Private Limited**

safeguards.

**Other Matter**

- a. The financial statements of the Company for the year ended 31 March 2024 were audited by the predecessor auditor who had expressed an unmodified opinion on 24 April 2024.

**Report on Other Legal and Regulatory Requirements**

1. As required by the Companies (Auditor's Report) Order, 2020 ("the Order") issued by the Central Government of India in terms of Section 143(11) of the Act, we give in the "Annexure A" a statement on the matters specified in paragraphs 3 and 4 of the Order, to the extent applicable.
- 2 A. As required by Section 143(3) of the Act, we report that:
- a. We have sought and obtained all the information and explanations which to the best of our knowledge and belief were necessary for the purposes of our audit.
- b. In our opinion, proper books of account as required by law have been kept by the Company so far as it appears from our examination of those books except for the matter stated in the paragraph 2(B)(f) below on reporting under Rule 11(g) of the Companies (Audit and Auditors) Rules, 2014.
- c. The balance sheet, the statement of profit and loss (including other comprehensive income), the statement of changes in equity and the statement of cash flows dealt with by this Report are in agreement with the books of account.
- d. In our opinion, the aforesaid financial statements comply with the Ind AS specified under Section 133 of the Act.
- e. On the basis of the written representations received from the directors as on 1 April 2025 taken on record by the Board of Directors, none of the directors is disqualified as on 31 March 2025 from being appointed as a director in terms of Section 164(2) of the Act.
- f. the qualification relating to the maintenance of accounts and other matters connected therewith are as stated in the paragraph 2(A)(b) above on reporting under Section 143(3)(b) of the Act and paragraph 2(B)(f) below on reporting under Rule 11(g) of the Companies (Audit and Auditors) Rules, 2014.
- g. With respect to the adequacy of the internal financial controls with reference to financial statements of the Company and the operating effectiveness of such controls, refer to our separate Report in "Annexure B".
- B. With respect to the other matters to be included in the Auditor's Report in accordance with Rule 11 of the Companies (Audit and Auditors) Rules, 2014, in our opinion and to the best of our information and according to the explanations given to us:
- a. The Company does not have any pending litigations which would impact its financial position.
- b. The Company did not have any long-term contracts including derivative contracts for which there were any material foreseeable losses.
- c. There were no amounts which were required to be transferred to the Investor Education and Protection Fund by the Company.
- d (i) The management has represented that, to the best of their knowledge and belief, as disclosed in the Note 43(vii) to the financial statements, no funds have been advanced or loaned or invested (either from borrowed funds or share premium or any other sources or kind of funds) by the Company to or in any other person(s) or entity(ies), including foreign entities ("Intermediaries"), with the understanding, whether recorded in writing or otherwise, that the Intermediary shall directly or indirectly lend or invest in other persons or entities identified in any manner whatsoever by or on behalf of the Company ("Ultimate Beneficiaries") or provide any guarantee, security or



**Independent Auditor's Report (Continued)**

**Welspun Wasco Coatings Private Limited**

the like on behalf of the Ultimate Beneficiaries.

- (ii) The management has represented that, to the best of their knowledge and belief, as disclosed in the Note 43(vii) to the financial statements, no funds have been received by the Company from any person(s) or entity(ies), including foreign entities ("Funding Parties"), with the understanding, whether recorded in writing or otherwise, that the Company shall directly or indirectly, lend or invest in other persons or entities identified in any manner whatsoever by or on behalf of the Funding Parties ("Ultimate Beneficiaries") or provide any guarantee, security or the like on behalf of the Ultimate Beneficiaries.
- (iii) Based on the audit procedures that have been considered reasonable and appropriate in the circumstances, nothing has come to our notice that has caused us to believe that the representations under sub-clause (i) and (ii) of Rule 11(e), as provided under (i) and (ii) above, contain any material misstatement.
- e. The Company has neither declared nor paid any dividend during the year.
- f. Based on our examination which included test checks, except for the instances mentioned below, the Company has used an accounting software for maintaining its books of account, which has a feature of recording audit trail (edit log) facility and the same has operated throughout the year for all relevant transactions recorded in the software:
- i. The feature of recording audit trail (edit log) facility was not enabled at the application level for certain fields and changes performed by users having privileged access for the accounting software.
- ii. The feature of recording audit trail (edit log) facility was not enabled at the database level to log any direct data changes for the accounting software.

Further, where audit trail (edit log) facility was enabled, we did not come across any instance of audit trail feature being tampered with.

Additionally, where audit trail (edit log) facility was enabled and operated in the previous year, the audit trail has been preserved by the Company as per the statutory requirements for record retention.

- C. With respect to the matter to be included in the Auditor's Report under Section 197(16) of the Act:

In our opinion and according to the information and explanations given to us, the Company has not paid any remuneration to its directors during the year. The Ministry of Corporate Affairs has not prescribed other details under Section 197(16) of the Act which are required to be commented upon by us.

**For B S R & Co. LLP**

*Chartered Accountants*

Firm's Registration No.:101248W/W-100022



**Akash Khona**

*Partner*

Place: Mumbai

Date: 22 April 2025

Membership No.: 148044

ICAI UDIN:25148044BMUPDB8986



**Annexure A to the Independent Auditor's Report on the Financial Statements of Welspun Wasco Coatings Private Limited for the year ended 31 March 2025**

**(Referred to in paragraph 1 under 'Report on Other Legal and Regulatory Requirements' section of our report of even date)**

- (i) (a) (A) The Company has maintained proper records showing full particulars, including quantitative details and situation of Property, Plant and Equipment.
- (B) The Company has maintained proper records showing full particulars of intangible assets.
- (i) (b) According to the information and explanations given to us and on the basis of our examination of the records of the Company, the Company has a regular programme of physical verification of its Property, Plant and Equipment by which all property, plant and equipment are verified in a phased manner over a period of three years. In accordance with this programme, all property, plant and equipment were verified during the year. In our opinion, this periodicity of physical verification is reasonable having regard to the size of the Company and the nature of its assets. No discrepancy was noticed on such verification.
- (c) According to the information and explanations given to us and on the basis of our examination of the records of the Company, the title deeds of immovable properties (other than immovable properties where the Company is the lessee and the leases agreements are duly executed in favour of the lessee) disclosed in the financial statements are held in the name of the Company.
- (d) According to the information and explanations given to us and on the basis of our examination of the records of the Company, the Company has not revalued its Property, Plant and Equipment (including Right of Use assets) or intangible assets or both during the year.
- (e) According to the information and explanations given to us and on the basis of our examination of the records of the Company, there are no proceedings initiated or pending against the Company for holding any benami property under the Prohibition of Benami Property Transactions Act, 1988 and rules made thereunder.
- (ii) (a) The inventory, has been physically verified by the management during the year. In our opinion, the frequency of such verification is reasonable and procedures and coverage as followed by management were appropriate. No discrepancies were noticed on verification between the physical stocks and the book records that were more than 10% in the aggregate of each class of inventory
- (b) According to the information and explanations given to us and on the basis of our examination of the records of the Company, the Company has been sanctioned working capital limits in excess of five crore rupees, in aggregate, from banks or financial institutions on the basis of security of current assets. In our opinion, the quarterly returns or statements filed by the Company with such banks or financial institutions are in agreement with the books of account of the Company.
- (iii) According to the information and explanations given to us and on the basis of our examination of the records of the Company, the Company has not made any investments, provided guarantee or security or granted any loans or advances in the nature of loans, secured or unsecured, to companies, firms, limited liability partnerships or any other parties during the year. Accordingly, provisions of clauses 3(iii)(a) to 3(iii)(f) of the Order are not applicable to the Company.
- (iv) According to the information and explanations given to us and on the basis of our examination of records of the Company, the Company has neither made any investments nor has it given loans or provided guarantee or security and therefore the relevant provisions of Sections 185 and 186 of the Companies Act, 2013 ("the Act") are not applicable to the Company. Accordingly, clause 3(iv) of the Order is not applicable.
- (iv) According to the information and explanations given to us and on the basis of our examination of the records of the Company, the Company has not given any loans, or provided any guarantee or security as specified under Section 185 and 186 of the Companies Act, 2013 ("the Act"). In respect of the investments made by the Company, in our opinion the provisions of



**Annexure A to the Independent Auditor's Report on the Financial Statements of Welspun Wasco Coatings Private Limited for the year ended 31 March 2025 (Continued)**

Section 186 of the Act have been complied with.

- (v) The Company has not accepted any deposits or amounts which are deemed to be deposits from the public. Accordingly, clause 3(v) of the Order is not applicable.
- (vi) We have broadly reviewed the books of accounts maintained by the Company pursuant to the rules prescribed by the Central Government for maintenance of cost records under Section 148(1) of the Act in respect of its manufactured goods and are of the opinion that prima facie, the prescribed accounts and records have been made and maintained. However, we have not carried out a detailed examination of the records with a view to determine whether these are accurate or complete.
- (vii) (a) The Company does not have liability in respect of Service tax, Duty of excise, Sales tax and Value added tax during the year since effective 1 July 2017, these statutory dues has been subsumed into GST.

According to the information and explanations given to us and on the basis of our examination of the records of the Company, in our opinion, the undisputed statutory dues including Goods and Services Tax, Provident Fund, Income-Tax, Duty of Customs or Cess or other statutory dues have been regularly deposited by the Company with the appropriate authorities. Also, refer Note 39 to the financial statements regarding management's assessment on certain matters related to Provident Fund. The Company does not have liability on respect of Employee's State Insurance.

According to the information and explanations given to us and on the basis of our examination of the records of the Company, no undisputed amounts payable in respect of Goods and Services Tax, Provident Fund, Income-Tax, Duty of Customs or Cess or other statutory dues were in arrears as at 31 March 2025 for a period of more than six months from the date they became payable.

- (b) According to the information and explanations given to us and on the basis of our examination of the records of the Company, there are no statutory dues relating to Goods and Services Tax, Provident Fund, Employees State Insurance, Income-Tax, Duty of Customs or Cess or other statutory dues, which have not been deposited with the appropriate authorities on account of any dispute.
- (viii) According to the information and explanations given to us and on the basis of our examination of the records of the Company, the Company has not surrendered or disclosed any transactions, previously unrecorded as income in the books of account, in the tax assessments under the Income Tax Act, 1961 as income during the year.
- (ix) (a) According to the information and explanations given to us and on the basis of our examination of the records of the Company, the Company has not defaulted in repayment of loans and borrowing or in the payment of interest thereon to any lender.
- (b) According to the information and explanations given to us and on the basis of our examination of the records of the Company, the Company has not been declared a wilful defaulter by any bank or financial institution or government or government authority.
- (c) In our opinion and according to the information and explanations given to us by the management, the Company has not obtained any term loans during the year and the term loans obtained in the previous periods were fully utilised in the respective periods. Accordingly, clause 3(ix)(c) of the Order is not applicable.
- (d) According to the information and explanations given to us and on an overall examination of the financial statements of the Company, we report that no funds raised on short-term basis have been used for long-term purposes by the Company.
- (e) The Company does not hold any investment in any subsidiaries, associates or joint ventures (as defined under the Act) during the year ended 31 March 2025. Accordingly, clause 3(ix)(e) is not



**Annexure A to the Independent Auditor's Report on the Financial Statements of Welspun Wasco Coatings Private Limited for the year ended 31 March 2025 (Continued)**

applicable.

- (f) The Company does not hold any investment in any subsidiaries, associates or joint ventures (as defined under the Act) during the year ended 31 March 2025. Accordingly, clause 3(ix)(f) is not applicable.
- (x) (a) The Company has not raised any moneys by way of initial public offer or further public offer (including debt instruments). Accordingly, clause 3(x)(a) of the Order is not applicable.
- (b) According to the information and explanations given to us and on the basis of our examination of the records of the Company, the Company has not made any preferential allotment or private placement of shares or fully or partly convertible debentures during the year. Accordingly, clause 3(x)(b) of the Order is not applicable.
- (xi) (a) During the course of our examination of the books and records of the Company and according to the information and explanations given to us, no fraud by the Company or on the Company has been noticed or reported during the year.
- (b) According to the information and explanations given to us, no report under sub-section (12) of Section 143 of the Act has been filed by the auditors in Form ADT-4 as prescribed under Rule 13 of the Companies (Audit and Auditors) Rules, 2014 with the Central Government.
- (c) As represented to us by the management, there are no whistle blower complaints received by the Company during the year.
- (xii) According to the information and explanations given to us, the Company is not a Nidhi Company. Accordingly, clause 3(xii) of the Order is not applicable.
- (xiii) The Company is a private limited company and accordingly the requirements as stipulated by the provisions of Section 177 of the Act are not applicable to the Company. In our opinion and according to the information and explanations given to us and on the basis of our examination of records of the Company, transactions with the related parties are in compliance with Section 188 of the Act where applicable and details of such transactions have been disclosed in the financial statements as required by the applicable accounting standards.
- (xiv) (a) Based on information and explanations provided to us and our audit procedures, in our opinion, the Company has an internal audit system commensurate with the size and nature of its business.
- (b) We have considered the internal audit reports of the Company issued till date for the period under audit.
- (xv) In our opinion and according to the information and explanations given to us, the Company has not entered into any non-cash transactions with its directors or persons connected to its directors and hence, provisions of Section 192 of the Act are not applicable to the Company.
- (xvi) (a) The Company is not required to be registered under Section 45-IA of the Reserve Bank of India Act, 1934. Accordingly, clause 3(xvi)(a) of the Order is not applicable.
- (b) The Company is not required to be registered under Section 45-IA of the Reserve Bank of India Act, 1934. Accordingly, clause 3(xvi)(b) of the Order is not applicable.
- (c) The Company is not a Core Investment Company (CIC) as defined in the regulations made by the Reserve Bank of India. Accordingly, clause 3(xvi)(c) of the Order is not applicable.
- (d) According to the information and explanations provided to us, the Group (as per the provisions of the Core Investment Companies (Reserve Bank) Directions, 2016) has more than one CIC as part of the Group. The Group has three CICs as part of the Group

The Company has not incurred cash losses in the current financial year. However, the Company incurred cash losses amounting to Rs 71.74 million in the immediately preceding financial year.



**Annexure A to the Independent Auditor's Report on the Financial Statements of Welspun Wasco Coatings Private Limited for the year ended 31 March 2025 (Continued)**

- (xviii) There has been no resignation of the statutory auditors during the year. Accordingly, clause 3(xviii) of the Order is not applicable.
- (xix) According to the information and explanations given to us and on the basis of the financial ratios, ageing and expected dates of realisation of financial assets and payment of financial liabilities, other information accompanying the financial statements, our knowledge of the Board of Directors and management plans and based on our examination of the evidence supporting the assumptions, nothing has come to our attention, which causes us to believe that any material uncertainty exists as on the date of the audit report that the Company is not capable of meeting its liabilities existing at the date of balance sheet as and when they fall due within a period of one year from the balance sheet date. We, however, state that this is not an assurance as to the future viability of the Company. We further state that our reporting is based on the facts up to the date of the audit report and we neither give any guarantee nor any assurance that all liabilities falling due within a period of one year from the balance sheet date, will get discharged by the Company as and when they fall due.
- (xx) The requirements as stipulated by the provisions of Section 135 are not applicable to the Company. Accordingly, clauses 3(xx)(a) and 3(xx)(b) of the Order are not applicable.

**For B S R & Co. LLP**

*Chartered Accountants*

Firm's Registration No.:101248W/W-100022



**Akash Khona**

*Partner*

Place: Mumbai

Date: 22 April 2025

Membership No.: 148044

ICAI UDIN:25148044BMUPDB8986



**Annexure B to the Independent Auditor's Report on the financial statements of Welspun Wasco Coatings Private Limited for the year ended 31 March 2025**

**Report on the internal financial controls with reference to the aforesaid financial statements under Clause (i) of Sub-section 3 of Section 143 of the Act**

**(Referred to in paragraph 2(A)(g) under 'Report on Other Legal and Regulatory Requirements' section of our report of even date)**

**Opinion**

We have audited the internal financial controls with reference to financial statements of Welspun Wasco Coatings Private Limited ("the Company") as of 31 March 2025 in conjunction with our audit of the financial statements of the Company for the year ended on that date.

In our opinion, the Company has, in all material respects, adequate internal financial controls with reference to financial statements and such internal financial controls were operating effectively as at 31 March 2025, based on the internal financial controls with reference to financial statements criteria established by the Company considering the essential components of internal control stated in the Guidance Note on Audit of Internal Financial Controls Over Financial Reporting issued by the Institute of Chartered Accountants of India (the "Guidance Note").

**Management's and Board of Directors' Responsibilities for Internal Financial Controls**

The Company's Management and the Board of Directors are responsible for establishing and maintaining internal financial controls based on the internal financial controls with reference to financial statements criteria established by the Company considering the essential components of internal control stated in the Guidance Note. These responsibilities include the design, implementation and maintenance of adequate internal financial controls that were operating effectively for ensuring the orderly and efficient conduct of its business, including adherence to company's policies, the safeguarding of its assets, the prevention and detection of frauds and errors, the accuracy and completeness of the accounting records, and the timely preparation of reliable financial information, as required under the Act.

**Auditor's Responsibility**

Our responsibility is to express an opinion on the Company's internal financial controls with reference to financial statements based on our audit. We conducted our audit in accordance with the Guidance Note and the Standards on Auditing, prescribed under Section 143(10) of the Act, to the extent applicable to an audit of internal financial controls with reference to financial statements. Those Standards and the Guidance Note require that we comply with ethical requirements and plan and perform the audit to obtain reasonable assurance about whether adequate internal financial controls with reference to financial statements were established and maintained and if such controls operated effectively in all material respects.

Our audit involves performing procedures to obtain audit evidence about the adequacy of the internal financial controls with reference to financial statements and their operating effectiveness. Our audit of internal financial controls with reference to financial statements included obtaining an understanding of internal financial controls with reference to financial statements, assessing the risk that a material weakness exists, and testing and evaluating the design and operating effectiveness of internal control based on the assessed risk. The procedures selected depend on the auditor's judgement, including the assessment of the risks of material misstatement of the financial statements, whether due to fraud or error.

We believe that the audit evidence we have obtained is sufficient and appropriate to provide a basis for our audit opinion on the Company's internal financial controls with reference to financial statements.

**Meaning of Internal Financial Controls with Reference to Financial Statements**

A company's internal financial controls with reference to financial statements is a process designed to provide reasonable assurance regarding the reliability of financial reporting and the preparation of financial



**Annexure B to the Independent Auditor's Report on the financial statements of Welspun Wasco Coatings Private Limited for the year ended 31 March 2025 (Continued)**

statements for external purposes in accordance with generally accepted accounting principles. A company's internal financial controls with reference to financial statements include those policies and procedures that (1) pertain to the maintenance of records that, in reasonable detail, accurately and fairly reflect the transactions and dispositions of the assets of the company; (2) provide reasonable assurance that transactions are recorded as necessary to permit preparation of financial statements in accordance with generally accepted accounting principles, and that receipts and expenditures of the company are being made only in accordance with authorisations of management and directors of the company; and (3) provide reasonable assurance regarding prevention or timely detection of unauthorised acquisition, use, or disposition of the company's assets that could have a material effect on the financial statements.

**Inherent Limitations of Internal Financial Controls with Reference to Financial Statements**

Because of the inherent limitations of internal financial controls with reference to financial statements, including the possibility of collusion or improper management override of controls, material misstatements due to error or fraud may occur and not be detected. Also, projections of any evaluation of the internal financial controls with reference to financial statements to future periods are subject to the risk that the internal financial controls with reference to financial statements may become inadequate because of changes in conditions, or that the degree of compliance with the policies or procedures may deteriorate.

**For B S R & Co. LLP**

*Chartered Accountants*

Firm's Registration No.:101248W/W-100022



**Akash Khona**

*Partner*

Place: Mumbai

Date: 22 April 2025

Membership No.: 148044

ICAI UDIN:25148044BMUPDB8986

**Welspun Wasco Coatings Private Limited**  
**Financial statements - March 31, 2025**

**Financial statements**

- Balance sheet as at March 31, 2025
- Statement of profit and loss for the year ended March 31, 2025
- Statement of changes in equity for the year ended March 31, 2025
- Statement of cash flows for the year ended March 31, 2025
- Notes comprising material accounting policies and other explanatory information



**Welspun Wasco Coatings Private Limited**

**Balance sheet**

**As at March 31, 2025**

*(All amounts in Rupees (Rs.) million, unless otherwise stated)*

	Notes	As at March 31, 2025	As at March 31, 2024
<b>ASSETS</b>			
<b>Non-current assets</b>			
Property, plant and equipment	3(a)	60.94	61.48
Right-of-use assets	3(b)	11.83	12.36
Intangible assets	3(c)	-	-
Financial assets			
Investments	4	2.79	2.34
Other financial assets	5	0.03	0.03
Deferred tax assets (net)	14	-	-
Income tax assets (net)	18	6.77	4.48
Other non-current assets	6(a)	0.29	0.33
<b>Total non-current assets</b>		<b>82.65</b>	<b>81.02</b>
<b>Current assets</b>			
Inventories	7	90.28	22.67
Financial assets			
Cash and cash equivalents	8	12.83	7.24
Bank balances other than cash and cash equivalents	9	0.01	-
Other current assets	6(b)	31.24	12.96
<b>Total current assets</b>		<b>134.36</b>	<b>42.87</b>
<b>Total assets</b>		<b>217.01</b>	<b>123.89</b>



**Welspun Wasco Coatings Private Limited****Balance sheet****As at March 31, 2025***(All amounts in Rupees (Rs.) million, unless otherwise stated)*

	Notes	As at March 31, 2025	As at March 31, 2024
<b>EQUITY AND LIABILITIES</b>			
<b>Equity</b>			
Equity share capital	10(a)	499.31	499.31
<b>Other equity</b>			
Reserves and surplus	10(b)	(992.16)	(1,006.19)
<b>Total equity</b>		<b>(492.85)</b>	<b>(506.88)</b>
<b>LIABILITIES</b>			
<b>Non-current liabilities</b>			
<b>Financial liabilities</b>			
Borrowings	11	-	155.89
Lease liabilities	3(b)	83.69	84.90
Provisions	13(a)	1.25	0.74
Government grants	16	15.43	18.56
<b>Total non-current liabilities</b>		<b>100.37</b>	<b>260.09</b>
<b>Current liabilities</b>			
<b>Financial liabilities</b>			
Borrowings	11	473.96	311.74
Lease liabilities	3(b)	1.21	3.87
Trade payables			
- total outstanding dues of micro and small enterprises	17	2.19	0.09
- total outstanding dues other than above	17	26.88	15.56
Other financial liabilities	12	29.95	29.63
Provisions	13(b)	0.89	0.81
Government grants	15	2.79	2.68
Other current liabilities	16	71.62	6.30
<b>Total current liabilities</b>		<b>609.49</b>	<b>370.68</b>
<b>Total liabilities</b>		<b>709.86</b>	<b>630.77</b>
<b>Total equity and liabilities</b>		<b>217.01</b>	<b>123.89</b>

**Material accounting policies**

The accompanying notes are and integral part of these financial statements

\* Amount is below the rounding off norms adopted by the Company

**As per our report of even date attached****For B S R & Co. LLP**

Chartered Accountants

Firm Registration No. 101248W/W-100022


**Akash Khona**

Partner

Membership No. 148044

Place: Mumbai


Date: April 22, 2025


For and on behalf of the Board of Directors


**Welspun Wasco Coatings Private Limited**

CIN: U28920GJ2015PTC084632

  
**Godfrey John**  
 Whole-time Director  
 DIN No. 03602725  
 Place: Mumbai  
 Date: April 22, 2025

  
**Percy Birdy**  
 Director  
 DIN No. 07634795  
 Place: Mumbai  
 Date: April 22, 2025

  
**Sharad Agrawal**  
 Chief Financial Officer  
 Place: Mumbai  
 Date: April 22, 2025

  
**Dipti Modi**  
 Company Secretary  
 ACS No. 25460  
 Place: Mumbai  
 Date: April 22, 2025




**Welspun Wasco Coatings Private Limited**  
**Statement of profit and loss**  
**For the year ended March 31, 2025**  
*(All amounts in Rupees (Rs.) million, unless otherwise stated)*

	Notes	Year ended March 31, 2025	Year ended March 31, 2024
Revenue from operations	19	317.05	2.76
Other income	20	1.36	1.18
<b>Total income</b>		<b>318.41</b>	<b>3.94</b>
<b>Expenses</b>			
Cost of materials consumed	21	208.76	0.23
Changes in inventories of finished goods, stock-in-trade and work-in-progress	22	(34.79)	-
Employee benefit expense	23	10.19	12.80
Depreciation expense	24	5.08	4.54
Other expenses	25	73.36	20.53
Finance costs	26	41.73	42.30
<b>Total expenses</b>		<b>304.33</b>	<b>80.40</b>
<b>Profit / (Loss) before tax</b>		<b>14.08</b>	<b>(76.46)</b>
<b>Income tax expense</b>			
Current tax	27	-	-
Deferred tax	28	-	-
<b>Total income tax expense</b>		<b>-</b>	<b>-</b>
<b>Profit / (Loss) for the year (A)</b>		<b>14.08</b>	<b>(76.46)</b>
<b>Other comprehensive income (B)</b>			
Items that will not be reclassified to profit or loss			
Remeasurements of post employment benefit obligations, net of tax	31	(0.05)	(0.04)
<b>Other comprehensive income for the year, net of tax (B)</b>		<b>(0.05)</b>	<b>(0.04)</b>
<b>Total comprehensive income for the year (A+B)</b>		<b>14.03</b>	<b>(76.50)</b>
<b>Earnings/ (loss) per equity share</b>	44		
Basic earnings / (loss) per share (in Rupees)		0.28	(1.53)
Diluted earnings / (loss) per share (in Rupees)		0.28	(1.53)
<b>Material accounting policies</b>	1		
The accompanying notes are and integral part of these financial statements	1-48		

As per our report of even date attached  
For B S R & Co. LLP  
Chartered Accountants  
Firm Registration No. 101248W/W-100022



**Akash Khona**  
Partner  
Membership No. 148044  
Place: Mumbai  
Date: April 22, 2025

For and on behalf of the Board of Directors  
**Welspun Wasco Coatings Private Limited**  
CIN: U28920GJ2015PTC084632




**Godfrey John**  
Whole-time Director  
DIN No. 03602725  
Place: Mumbai  
Date: April 22, 2025



**Shrad Agrawal**  
Chief Financial Officer  
Place: Mumbai  
Date: April 22, 2025



**Percy Birdy**  
Director  
DIN No. 07634795  
Place: Mumbai  
Date: April 22, 2025



**Dipti Modi**  
Company Secretary  
ACS No. 25460  
Place: Mumbai  
Date: April 22, 2025



**Welspun Wasco Coatings Private Limited**  
**Statement of changes in equity**  
**For the year ended March 31, 2025**  
*(All amounts in Rupees (Rs.) million, unless otherwise stated)*

**A. Equity share capital**


Particulars	Notes	Amount
Balance as at April 1, 2023		499.31
Changes in equity share capital during the year	10(a)	-
Balance as at March 31, 2024		499.31
Changes in equity share capital during the year	10(a)	-
Balance as at March 31, 2025		499.31

**B. Other equity [refer note 10(b)]**

	Reserves and surplus	Total other equity
	Retained earnings	
Balance as at April 01, 2023	(929.69)	(929.69)
Loss for the year	(76.46)	(76.46)
Other comprehensive income (net of taxes)	(0.04)	(0.04)
Total comprehensive income for the year	(76.50)	(76.50)
Balance as at March 31, 2024	(1,006.19)	(1,006.19)
Loss for the year	14.08	14.08
Other comprehensive income (net of taxes)	(0.05)	(0.05)
Total comprehensive income for the year	14.03	14.03
Balance as at March 31, 2025	(992.16)	(992.16)

The above statement of changes in equity should be read in conjunction with the accompanying notes.


As per our report of even date attached  
**For B S R & Co. LLP**  
Chartered Accountants  
Firm Registration No: 101248W/W-100022


  
**Akash Khona**  
Partner  
Membership No.148044  
Place: Mumbai  
Date: April 22, 2025

For and on behalf of the Board of Directors  
**Welspun Wasco Coatings Private Limited**  
CIN: U28920GJ2015PTC084632

  
**Godfrey John**  
Whole-time Director  
DIN No.03602725  
Place: Mumbai  
Date: April 22, 2025

  
**Percy Birdy**  
Director  
DIN No.07634795  
Place: Mumbai  
Date: April 22, 2025

  
**Sharad Agrawal**  
Chief Financial Officer  
Place: Mumbai  
Date: April 22, 2025

  
**Dipti Modi**  
Company Secretary  
ACS No.25460  
Place: Mumbai  
Date: April 22, 2025



**Welspun Wasco Coatings Private Limited**  
**Statement of cash flows**  
**For the year ended March 31, 2025**  
*(All amounts in Rupees (Rs) million, unless otherwise stated)*

	Year ended March 31, 2025	Year ended March 31, 2024
<b>A) Cash flow from/(used in) operating activities</b>		
Profit before tax	14.05	(76.46)
Adjustments for:		
Depreciation and amortisation expense	5.09	4.54
Loss on sale/discarding of property, plant and equipment (net)	0.49	0.01
Fair valuation (gain)/loss on investment (net)	(0.45)	1.38
Amortisation of Government grants	(3.02)	(2.68)
Dividend income	(0.12)	(0.12)
Interest income	(0.04)	(1.02)
Interest expenses	41.73	40.82
	<u>45.67</u>	<u>44.41</u>
<b>Operating profit before changes in operating assets and liabilities</b>	<b>59.74</b>	<b>(32.05)</b>
<b>Changes in operating assets and liabilities (bracket figures represents increase in asset and decrease in liabilities)</b>		
Decrease in other non-current assets	0.04	0.04
Increase in inventories	(67.63)	(7.32)
Decrease in trade receivables	-	0.25
Increase in other current assets	(18.28)	(1.76)
Increase in trade payables	13.45	8.88
Increase in other current liabilities	85.31	1.05
Increase in provisions	0.56	0.18
<b>Total changes in operating assets and liabilities</b>	<b>(6.55)</b>	<b>1.32</b>
<b>Cash flow from operations</b>	<b>53.20</b>	<b>(30.73)</b>
Income taxes paid (tax deducted at source) (net of refunds)	(2.29)	0.23
<b>Net cash from/(used in) operating activities (A)</b>	<b>50.90</b>	<b>(30.50)</b>
<b>B) Cash flow from/(used in) investing activities</b>		
Payments for property, plant and equipment, investment property and intangible assets (including capital work-in-progress and intangible assets under development)	(0.63)	(0.22)
(Investments in)/ Proceeds from maturity of fixed deposit (net)	(0.01)	-
Interest and commission received	0.04	1.02
Dividend received	0.12	0.12
<b>Net cash from/ (used in) investing activities (B)</b>	<b>(0.48)</b>	<b>0.92</b>
<b>C) Cash flow from/ (used in) financing activities</b>		
Interest paid	(33.18)	(0.50)
Principal elements of lease payments	(11.66)	(6.14)
<b>Net cash (used in) financing activities (C)</b>	<b>(44.84)</b>	<b>(6.64)</b>
<b>Net increase in cash and cash equivalents (A+B+C)</b>	<b>5.59</b>	<b>(36.22)</b>
Cash and cash equivalents at the beginning of the year	7.24	43.46
<b>Cash and cash equivalents at the end of the year (refer note 9)</b>	<b>12.83</b>	<b>7.24</b>
Balance with banks	11.82	7.24
- In current accounts	1.01	-
Deposits with original maturity of less than three months	-	-
<b>Balance per statement of cash flows</b>	<b>12.83</b>	<b>7.24</b>

The above statement of cash flows should be read in conjunction with the accompanying notes.

As per our report of even date attached  
For B S R & Co. LLP  
Chartered Accountants  
Firm Registration No: 14128W/W-101022

Akash Khona  
Partner  
Membership No.148044  
Place: Mumbai  
Date: April 22, 2025

For and on behalf of the Board of Directors  
Welspun Wasco Coatings Private Limited  
CIN: U28920GJ2015PTC084632

Godfrey John  
Whole-time Director  
DIN No.03602725  
Place: Mumbai  
Date: April 22, 2025

Sharad Agrawal  
Chief Financial Officer  
Place: Mumbai  
Date: April 22, 2025

Percy Birdy  
Director  
DIN No.07634795  
Place: Mumbai  
Date: April 22, 2025

Dipti Modi  
Company Secretary  
ACS No.20460  
Place: Mumbai  
Date: April 22, 2025



**Welspun Wasco Coatings Private Limited****Notes forming part of the financial statements as at and for the year ended March 31, 2025***(All amounts in Rupees (Rs.) millions, unless otherwise stated)***General Information**

Welspun Wasco Coatings Private Limited ("WWCPL" or the "Company") is a Company limited by shares incorporated on September 30, 2015 and domiciled in India under the Companies Act, 2013. The Company is engaged in the business of all types of coating works including but not limited to concrete, cement, polyolefin, polymers, Epoxy, coal tar, blasting, and painting or any combination thereof, performed on inside and/or outside metallic structures as well as pipes and accessories and also to trade, sell, purchase, deal in, import, export, convert, treat and to act as agents, distributors of the above products.

The registered office of the Company and its principal place of business is at Survey No. 569, Welspun City, Village Versamedi, Taluka Anjar, Kutch, Gujarat – 370110.

These financial statements are authorised for issue by the Board of Directors on April 22, 2025.

Items included in the financial statements of the Company are measured using the currency of the primary economic environment in which the entity operates (the 'functional currency'). The Financial Statements have been presented in Indian Rupees (INR), which is the Company's functional currency. All financial information presented in INR has been rounded off to the nearest two decimals of Millions unless otherwise stated.

**Note 1. Material Accounting Policies**

This note provides a list of the material accounting policies adopted in the preparation of these financial statements. These policies have been consistently applied to all the years presented, unless otherwise stated.

**A) Basis of preparation of financial statements****(i) Compliance with Ind AS**

The financial statements comply in all material aspects with Indian Accounting Standards (Ind AS) notified under Section 133 of the Companies Act, 2013 (the Act) [Companies (Indian Accounting Standards) Rules, 2015] and other relevant provisions of the Act.

**(ii) Historical cost convention**

The financial statements have been prepared on an accrual and going concern basis. The financial statements have been prepared on a historical cost basis, except for the following items:

Items	Measurement Basis
Certain financial assets and liabilities (including derivatives instruments)	Fair Value

**(iii) Current and non-current classification**

All assets and liabilities have been classified as current or non-current as per the Company's normal operating cycle (i.e 12 months) and other criteria set out in Schedule III (Division II) to the Act. Based on the time between the acquisition of assets for processing and their realisation in the form of cash or cash equivalents the company has determined its normal operating cycle as 12 months.



**Welspun Wasco Coatings Private Limited**

**Notes forming part of the financial statements as at and for the year ended March 31, 2025**

*(All amounts in Rupees (Rs.) millions, unless otherwise stated)*

**(iv) Recent pronouncements**

Ministry of Corporate Affairs ("MCA") notifies new standards or amendments to the existing standards under Companies (Indian Accounting Standards) Rules as issued from time to time. For the year ended March 31, 2025, MCA has notified Ind AS- 117 Insurance Contracts and amendments to Ind AS 116- Leases, relating to sale and leaseback transactions, applicable to the Company w.e.f. April 1, 2024. The Company has reviewed the new pronouncements and based on its evaluation has determined that it does not have any significant impact in its financial statements.

**(v) Use of Going Concern assumption**

The management has made an assessment on the basis of the financial ratios ageing and expected dates of realisation of financial assets and payment of financial liabilities, other information accompanying the financial statements, knowledge of the Board of Directors and management plans and has not noted any material uncertainty that the Company is not capable of meeting its liabilities existing at the date of balance sheet as and when they fall due within a period of one year from the balance sheet date. Basis this, the Company has prepared its financial statements on a going concern basis.

**B) Foreign currency translation**

**Transactions and balances**

Foreign currency transactions are translated into the functional currency using the exchange rates at the dates of the transactions. Foreign exchange gains and losses resulting from the settlement of such transactions and from the translation of monetary assets and liabilities denominated in foreign currencies at year end exchange rates are generally recognised in profit or loss. Foreign exchange differences regarded as an adjustments to borrowing costs are presented in the statement of profit and loss, within finance costs. All other foreign exchange gains and losses are presented in the statement of profit and loss on a net basis within other income / other expenses as applicable.

Non-monetary items that are measured in terms of historical cost in a foreign currency are translated using the exchange rates at the date of initial transaction.

Non-monetary items that are measured at fair value in a foreign currency are translated using the exchange rates at the date when the fair value was determined. Translation differences on assets and liabilities carried at fair value are reported as part of the fair value gain or loss.

The Company has elected to apply the exemption from the transition date i.e. April 01, 2015 in respect of accounting policy followed for long term foreign currency monetary items. Accordingly, long term foreign currency monetary items in the company's financial statement have been accounted in accordance with previous GAAP as given below:

Foreign exchange differences on account of depreciable assets are adjusted in the cost of depreciable assets and depreciated over the balance life of the assets.





**Welspun Wasco Coatings Private Limited**

**Notes forming part of the financial statements as at and for the year ended March 31, 2025**

*(All amounts in Rupees (Rs.) millions, unless otherwise stated)*

**C) Revenue recognition**

**i) Sales of products**

The Company sells concrete weighted coated (CWC) pipes to its customers.

The Company recognises revenue when it satisfies a performance obligation in accordance with the provisions of contract with the customer. This is achieved when control of the product has been transferred to the customer, which is generally determined when title, ownership, risk of obsolescence and loss pass to the customer and the Company has the present right to payment, all of which occurs at a point in time upon shipment or delivery of the product. The Company considers freight activities as costs to fulfil the promise to transfer the related products and the payments by the customers for freight costs are recorded as a component of revenue.

Whether the customer has obtained control over the asset depends on when the goods are made available to the carrier or the buyer takes possession of the goods, depending on the delivery terms. For the Company's pipes operations, generally the criteria to recognise revenue has been met when its products are delivered to its customers or to a carrier who will transport the goods to its customers, this is the point in time when the Company has completed its performance obligations.

A receivable is recognised when the goods are delivered as this is the point in time that the consideration is unconditional because only the passage of time is required before the payment is due.

The Company considers the terms of the contract in determining the transaction price. The transaction price is based upon the amount the Company expects to be entitled to in exchange for transferring of promised goods to the customer after deducting incentive programs, included but not limited to discounts, volume rebates, etc.

Revenue is recognised at a determined transaction price when identified performance obligations are satisfied.

Revenue excludes any taxes and duties collected on behalf of the government.

The Company's payment terms range from 0 to 60 days from date of delivery, depending on the market and product sold.

**ii) Sales of services**

Contract revenue with customers include contracts relating to pipe coating services and other services.

Where the contracts are highly integrated, they are recognised as a single performance obligation. Revenue is recognised progressively based on the progress towards complete satisfaction of the performance obligation.

Revenue are recognised over time when control of the asset is transferred over time when the Company's performance creates and enhances an asset that the customer controls as the services are being performed.

The progress towards complete satisfaction of the performance obligation is measured based on the method that best reflect the Company's performance in satisfying the performance obligation, the Company's efforts or inputs to the satisfaction of the performance obligation (e.g. by reference to cost incurred up to the end of the reporting period as a percentage of total estimated costs for complete satisfaction of the contract).



**Welspun Wasco Coatings Private Limited**  
**Notes forming part of the financial statements as at and for the year ended March 31, 2025**  
*(All amounts in Rupees (Rs.) millions, unless otherwise stated)*

**D) Income tax and deferred tax**

The Income tax expense or credit for the year is the tax payable on the current year's taxable income based on the applicable income tax rate adjusted by changes in deferred tax assets and liabilities attributable to temporary differences and to unused tax losses.

**i) Current income tax**

Current tax charge is based on taxable profit for the year. The tax rates and tax laws used to compute the amount are those that are enacted or substantively enacted, at the reporting date where the Company operates and generates taxable income. Management periodically evaluates positions taken in tax returns with respect to situations in which applicable tax regulation is subject to interpretation. It establishes provisions where appropriate on the basis of amounts expected to be paid to the tax authorities.

Current tax assets and tax liabilities are offset at assessment year level where the Company has a legally enforceable right to offset and intends either to settle on a net basis, or to realise the asset and settle the liability simultaneously.

**ii) Deferred tax**

Deferred tax is on temporary differences arising between the tax bases of assets and liabilities and their carrying amounts in the company's financial statements. However, deferred tax liabilities are not recognised if they arise from the initial recognition of goodwill.

Deferred tax is determined using tax rates (and laws) that have been enacted or substantially enacted by the end of the reporting period and are expected to apply when the related deferred tax assets is realized or deferred tax liability is settled.

Deferred tax are recognised for all deductible temporary difference and unused tax losses only if it is probable that future taxable amounts will be available to utilise those temporary differences and losses.

The carrying amount of deferred tax assets is reviewed at each reporting date and adjusted to reflect changes in probability that sufficient taxable profits will be available to allow all or part of the asset to be recovered.

Deferred tax assets and liabilities are offset if there is a legally enforceable right to offset current tax liabilities and assets, and they relate to income taxes levied by the same tax authority on the same taxable entity, or on different tax entities, but they intend to settle current tax liabilities and assets on a net basis or their tax assets and liabilities will be realised simultaneously.

Current and deferred tax is recognised in profit or loss, except to the extent that it relates to items recognised in other comprehensive income or directly in equity. In this case, the tax is also recognised in other comprehensive income or directly in equity, respectively.

**E) Leases**

**As a Lessee:**

The Company leases land. Rental contracts are made for fixed periods of thirty years (including extension option of 20 years). Lease terms are negotiated on an individual basis and contain a wide range of different terms and conditions. The lease agreements do not impose any covenants, but leased assets may not be used as security for borrowing purposes.



**Welspun Wasco Coatings Private Limited**

**Notes forming part of the financial statements as at and for the year ended March 31, 2025**

*(All amounts in Rupees (Rs.) millions, unless otherwise stated)*

Assets and liabilities arising from a lease are initially measured on a present value basis. Lease liabilities include the net present value of the following lease payments, as applicable:

- fixed payments (including in-substance fixed payments), less any lease incentives receivable
- variable lease payment that are based on an index or a rate, initially measured using the index or rate as at the commencement date
- amounts expected to be payable by the Company under residual value guarantees
- the exercise price of a purchase option if the lessee is reasonably certain to exercise that option, and
- payments of penalties for terminating the lease, if the lease term reflects the lessee exercising that option.

Lease payment to be made under reasonably certain extension options are also included in the measurement of the liability. The lease payments are discounted using the interest rate implicit in the lease. If that rate cannot be readily determined, the lessee's incremental borrowing rate is used, being the rate that the lessee would have to pay to borrow the funds necessary to obtain an asset of similar value to the right-of-use asset in a similar economic environment with similar terms, security and conditions.

Lease payments are allocated between principal and finance cost. The finance cost is charged to profit or loss over the lease period so as to produce a constant periodic rate of interest on the remaining balance of the liability for each period.

Right-of-use assets are measured at cost comprising the following:

- the amount of the initial measurement of lease liability
- any lease payments made at or before the commencement date less any lease incentives received
- any initial direct costs, and
- restoration costs.

Right-of-use assets are measured at cost, less any accumulated depreciation and accumulated impairment losses, and adjusted for any remeasurement of lease liabilities.

Right-of-use assets are generally depreciated over the shorter of the asset's useful life and the lease term on a straight-line basis. If the Company is reasonably certain to exercise a purchase option, the right-of-use asset is depreciated over the underlying asset's useful life.

Payments associated with short-term leases and all leases of low-value assets are recognised on a straight-line basis as an expense in profit or loss. Short-term leases are leases with a lease term of 12 months or less.

**F) Inventories**

Raw materials, stores and spares and finished goods are stated at the lower of cost and net realisable value. The comparison of cost and net realisable value is made on an item-by-item basis. Cost of raw materials comprises cost of purchases on moving weighted average basis. Cost of work-in progress and finished goods comprises direct materials, direct labour and an appropriate proportion of variable and fixed overhead expenditure, the latter being allocated on the basis of normal operating capacity. Cost of inventories also includes all other costs incurred in bringing the inventories to their present location and condition. Costs are assigned to individual items of inventory on moving weighted average basis. Costs of purchased inventory are determined after deducting rebates and discounts. Net realisable value is the estimated selling price in the ordinary course of business less the estimated costs of completion and the estimated costs necessary to make the sale.



**Welspun Wasco Coatings Private Limited**  
**Notes forming part of the financial statements as at and for the year ended March 31, 2025**  
*(All amounts in Rupees (Rs.) millions, unless otherwise stated)*

**G) Financial Instruments**

A financial instrument is any contract that gives rise to a financial asset of one entity and a financial liability or equity instrument of another entity.

**a) Financial assets**

**i) Classification**

The Company classifies its financial assets in the following measurement categories:

- those to be measured subsequently at fair value (either through comprehensive income, or through profit or loss); and
- those measured at amortised cost.

The classification depends on the entity's business model for managing the financial assets and the contractual terms of the cash flows.

For assets measured at fair value, gains and losses will either be recorded in profit or loss or other comprehensive income.

For investments in equity instruments, this will depend on whether the Company has made an irrevocable election at the time of initial recognition to account for the equity investment at fair value through other comprehensive income.

**ii) Recognition**

Regular way purchase and sales of financial assets are recognised on trade date, being the date on which the Company commits to purchase or sale the financial assets.

**(iii) Measurement**

At initial recognition, the Company measures a financial asset (excluding trade receivables) at its fair value plus, in the case of a financial asset not at fair value through profit or loss, transaction costs that are directly attributable to the acquisition of the financial asset. However, trade receivables do not contain significant financing component are measured at transaction price.

After initial recognition, financial assets not measured at fair value through profit & loss are measured using effective interest method. The effective interest rate is the rate that exactly discounts estimated future cash flow through the expected life of the financial asset, or, where appropriate, a shorter period, to the net carrying amount on initial recognition. Transaction costs of financial assets carried at fair value through profit or loss are expensed in profit or loss.

**Equity instruments**

The Company subsequently measures all equity investments at fair value. Where the Company's management has elected to present fair value gains and losses on equity investments in other comprehensive income, there is no subsequent reclassification of fair value gains and losses to profit or loss.

Changes in the fair value of financial assets at fair value through profit or loss are recognised in other income or other expenses (as applicable) in the statement of profit and loss. Impairment losses (and reversal of impairment losses) on equity investments measured at FVOCI are not reported separately from other changes in fair value.



**Welspun Wasco Coatings Private Limited**

**Notes forming part of the financial statements as at and for the year ended March 31, 2025**

*(All amounts in Rupees (Rs.) millions, unless otherwise stated)*

**iv) Impairment of financial assets**

The Company assesses on a forward looking basis the expected credit losses associated with its assets carried at amortised cost and FVOCI debt instruments. The impairment methodology applied depends on whether there has been a significant increase in credit risk.

For trade receivables only, the Company applies the simplified approach permitted by Ind AS 109 Financial Instruments, which requires expected lifetime losses to be recognised from initial recognition of the receivables based on provision matrix taking into account historical credit losses and is adjusted for forward looking information.

**v) Derecognition of financial assets**

A financial asset is derecognised only when:

- The Company has transferred the rights to receive cash flows from the financial asset or
- Retains the contractual rights to receive the cash flows of the financial asset, but assumes a contractual obligation to pay the cash flows to one or more recipients.

Where the entity has transferred an asset, the Company evaluates whether it has transferred substantially all risks and rewards of ownership of the financial asset. In such cases, the financial asset is derecognised. Where the entity has not transferred substantially all risks and rewards of ownership of the financial asset, the financial asset is not derecognised.

Where the entity has neither transferred a financial asset nor retains substantially all risks and rewards of ownership of the financial asset, the financial asset is derecognised if the Company has not retained control of the financial asset. Where the Company retains control of the financial asset, the asset is continued to be recognised to the extent of continuing involvement in the financial asset.

**vi) Income recognition**

**Interest income**

Interest income from a financial assets is recognised when it is probable that the economic benefits will flow to the Company and the amount of income can be measured reliably. Interest income is accrued on time basis by reference to principal outstanding and the effective interest rate applicable which is the rate that exactly discounts estimated future cash receipts through the expected life of the financial asset to the gross carrying amount of a financial asset. When calculating the effective interest rate, the Company estimates the expected cash flows by considering all the contractual terms of the financial instrument (for example, prepayment, extension, call and similar options) but does not consider the expected credit losses.

Interest on income tax and indirect tax are recognised in the year in which it is received.

**Dividend income**

Dividend income are recognised in profit or loss only when the right to receive payment is established, it is probable that the economic benefits associated with the dividend will flow to the Company and the amount of the dividend can be measured reliably.





**Welspun Wasco Coatings Private Limited**  
**Notes forming part of the financial statements as at and for the year ended March 31, 2025**  
*(All amounts in Rupees (Rs.) millions, unless otherwise stated)*

**vii) Cash and cash equivalents**

Cash and cash equivalents comprise cash at bank and in hand and short-term deposits with an original maturity of three months or less that are readily convertible to known amounts of cash and which are subject to an insignificant risk of changes in value.

For the purposes of the statement of cash flow, cash and cash equivalents is as defined above, net of outstanding bank overdrafts. In the balance sheet, bank overdrafts (if any) are shown within borrowings in current liabilities.

**viii) Trade Receivables**

Trade receivables are amounts due from customers for goods sold or services performed in the ordinary course of business and reflects company's unconditional right to consideration (that is, payment is due only on the passage of time). Trade receivables are recognised initially at the transaction price as they do not contain significant financing components. The Company holds the trade receivables with the objective of collecting the contractual cash flows and therefore measures them subsequently at amortised cost using the effective interest method, less loss allowance.

**b) Financial liabilities**

**(i) Measurement**

Financial liabilities are initially recognised at fair value, reduced by transaction costs (in case of financial liability not at fair value through profit or loss), that are directly attributable to the issue of financial liability. After initial recognition, financial liabilities are measured at amortised cost using effective interest method. The effective interest rate is the rate that exactly discounts estimated future cash outflow (including all fees paid, transaction cost, and other premiums or discounts) through the expected life of the financial liability, or, where appropriate, a shorter period, to the net carrying amount on initial recognition. At the time of initial recognition, there is no financial liability irrevocably designated as measured at fair value through profit or loss.

**(ii) Derecognition**

A financial liability is derecognised when the obligation under the liability is discharged or cancelled or expires. When an existing financial liability is replaced by another from the same lender on substantially different terms, or the terms of an existing liability are substantially modified, such an exchange or modification is treated as the derecognition of the original liability and the recognition of a new liability. The difference in the respective carrying amounts is recognised in the statement of profit or loss.

**(iii) Trade and other payable**

These amounts represent liabilities for goods and services provided to the Company prior to the end of financial year which are unpaid. The amounts are unsecured and are usually paid within 30 to 180 days of recognition. Trade and other payables are presented as current liabilities unless payment is not due within 12 months after the reporting period. They are recognised initially at their fair value and subsequently measured at amortised cost using the effective interest method.

**c) Offsetting financial instruments**

Financial assets and liabilities are offset and the net amount is reported in the balance sheet where there is a legally enforceable right to offset the recognised amounts and there is an intention to settle on a net basis or realise the asset and settle the liability simultaneously. The legally enforceable right must not be contingent on future events and must be enforceable in the normal course of business and in the event of default, insolvency or bankruptcy of the Company or the counterparty.

**H) Property, plant and equipment**

The cost of property, plant and equipment comprises its purchase price net of any trade discounts and rebates, any import duties and other taxes (other than those subsequently recoverable from the tax authorities), any directly attributable expenditure on making the asset ready for its intended use, including relevant borrowing costs for qualifying assets and any expected costs of decommissioning.



**Welspun Wasco Coatings Private Limited**  
**Notes forming part of the financial statements as at and for the year ended March 31, 2025**  
*(All amounts in Rupees (Rs.) millions, unless otherwise stated)*

Property, plant and equipment are stated at historical cost less accumulated depreciation and accumulated impairment (if any).

Subsequent costs are included in the asset's carrying amount or recognised as a separate asset, as appropriate, only when it is probable that future economic benefits associated with the item will flow to the Company and the cost of the item can be measured reliably. The carrying amount of any component accounted for as a separate asset is derecognised when replaced. All other repairs and maintenance are charged to profit or loss during the reporting period in which they are incurred.

The Company has elected to continue with the carrying value for all of its property, plant and equipment as recognised in the financial statements on transition to Ind AS, measured as per the previous GAAP and use that as its deemed cost as at the date of transition.

**Depreciation methods and estimated useful lives**

Depreciation is calculated using straight-line method over the estimated useful life of the assets as given below. These estimated useful lives are in accordance with those prescribed under Schedule II to the Companies Act, 2013 which is as stated below:

Assets	Estimated useful lives	Useful Life as per Companies Act, 2013
Buildings	3 - 30 years	30 years
Plant and machinery	5 - 15 years	Ranging between 8 to 40 years
Office and other equipments	3 - 5 years	5 years
Furniture and fixtures	3 - 10 years	Ranging between 8 to 10 years
Computers	3 years	Ranging between 3 to 6 years

The useful lives have been determined based on technical evaluation done by management's expert which may differ from those specified in Schedule II of the Companies Act, 2013 (as indicated in table above) in order to reflect the actual usage of the assets.

The estimated useful lives of plant and machinery, determined based on internal technical advice, considers the nature of the asset, the usage of the asset, expected physical wear and tear, the operating conditions of the asset, anticipated technological changes, etc.

An asset's carrying amount is written down immediately to its recoverable amount if the asset's carrying amount is greater than its estimated recoverable amount.

Estimated useful lives, residual values and depreciation methods are reviewed annually, taking into account commercial and technological obsolescence as well as normal wear and tear and adjusted prospectively, if appropriate.

An item of property, plant and equipment is derecognised upon disposal or when no future economic benefits are expected to arise from the continued use of the asset. Gains and losses on disposals are determined by comparing proceeds with carrying amount. These are included in profit or loss within other income or other expenses, as applicable.

**I) Impairment of assets**

Intangible assets that have an indefinite useful life are not subject to amortization and are tested annually for impairment or more frequently if events or changes in circumstances indicate that they might be impaired. Other assets are tested for impairment whenever events or changes in circumstances indicate that the carrying amount may not be recoverable. An impairment loss is recognised for the amount by which the asset's carrying amount exceeds its recoverable amount. The recoverable amount is the higher of an asset's fair value less costs of disposal and value in use. For the purposes of assessing impairment, assets are grouped at the lowest levels for which there are separately identifiable cash inflows which are largely independent of the cash inflows from other assets or groups of assets (cash-generating units). Non-financial assets that suffered impairment are reviewed for possible reversal of the impairment at the end of each reporting period.



**Welspun Wasco Coatings Private Limited**

**Notes forming part of the financial statements as at and for the year ended March 31, 2025**

*(All amounts in Rupees (Rs.) millions, unless otherwise stated)*

Recoverable amount is the higher of fair value less costs to sell and value in use. In assessing value in use, the estimated future cash flows are discounted to their present value using a pre-tax discount rate that reflects current market assessments of the time value of money and the risks specific to the asset for which the estimates of future cash flows have not been adjusted.

If the recoverable amount of an asset (or cash generating unit) is estimated to be less than its carrying amount, the carrying amount of the asset (or cash generating unit) is reduced to its recoverable amount. An impairment loss is recognised immediately in the Statement of Profit and Loss.

Where an impairment loss subsequently reverses, the carrying value of the asset (or cash generating unit) is increased to the revised estimate of its recoverable amount so that the increased carrying value does not exceed the carrying value that would have been determined had no impairment loss been recognised for the asset (or cash generating unit) in prior years. A reversal of an impairment loss is recognised in the statement of profit and loss immediately.

Impairment of assets excludes: other than investment property, inventories, contract assets and deferred tax assets

**J) Borrowings**

Borrowings are initially recognised at fair value, net of transaction costs incurred. Borrowings are subsequently measured at amortised cost. Any difference between the proceeds (net of transaction costs) and the redemption amount is recognised in profit or loss over the period of the borrowings using the effective interest method.

Fees paid on the establishment of loan facilities are recognised as transaction costs of the loan to the extent that it is probable that some or all of the facility will be drawn down. In this case, the fee is deferred until the draw down occurs. To the extent there is no evidence that it is probable that some or all of the facility will be drawn down, the fee is capitalised as a prepayment for liquidity services and amortised over the period of the facility to which it relates.

Borrowings are removed from the balance sheet when the obligation specified in the contract is discharged, cancelled or expired. The difference between the carrying amount of a financial liability that has been extinguished or transferred to another party and the consideration paid, including any non-cash assets transferred or liabilities assumed, is recognised in profit and loss as other income or other expenses, as applicable.

Borrowings are classified as current liabilities unless the Company has an unconditional right to defer settlement of the liability for at least 12 months after the reporting period. Where there is a breach of a material provision of a long-term loan arrangement on or before the end of the reporting period with the effect that the liability becomes payable on demand on the reporting date, the entity does not classify the liability as current, if the lender agreed, after the reporting period and before the approval of the financial statements for issue, not to demand payment as a consequence of the breach.

**K) Borrowing Costs**

General and specific borrowing costs that are directly attributable to the acquisition, construction or production of a qualifying asset are capitalized during the period of time that is required to complete prepare the asset for its intended use or sale. Qualifying assets are assets that are necessarily take a substantial period of time to get ready for their intended use or sale.

Investment income earned on the temporary investment of specific borrowings pending their expenditure on qualifying assets is deducted from the borrowing costs eligible for capitalisation.

Other borrowing costs are expensed in the period in which they are incurred.

**L) Government Grants**

Grants from the government are recognised at their fair value where there is a reasonable assurance that the grant will be received and the Company will comply with all attached conditions.



**Welspun Wasco Coatings Private Limited**

**Notes forming part of the financial statements as at and for the year ended March 31, 2025**

*(All amounts in Rupees (Rs.) millions, unless otherwise stated)*

Government grants relating to income are deferred and recognised in the profit or loss over the period necessary to match them with the costs that they are intended to compensate. Grants related to income are presented under Other Operating Revenue or Other Income in the statement of profit and loss depending upon the nature of the underlying grant. This presentation approach is applied consistently to all similar grants.

Government grants relating to the purchase of property, plant and equipment are included in liabilities as "Deferred Government grants" and are credited to profit or loss on straight line basis over the expected lives of the related assets and presented within other operating income.

In case of disposal of such property, plant and equipment, related Government Grants included in the liabilities are written back and charged to the Statement of Profit and Loss.





**Welspun Wasco Coatings Private Limited**  
**Notes forming part of the financial statements as at and for the year ended March 31, 2025**  
*(All amounts in Rupees (Rs.) millions, unless otherwise stated)*

**Note 2. Critical estimates and judgments**

The preparation of financial statements requires the use of accounting estimates which, by definition, will seldom equal the actual results. Management also needs to exercise judgment in applying the Company's accounting policies. This note provides an overview of the areas that involved a higher degree of judgment or complexity, and of items which are more likely to be materially adjusted due to estimates and assumptions turning out to be different than those originally assessed.

Detailed information about each of these estimates and judgments is included in relevant notes together with information about the basis of calculation for each affected line item in the financial statements.

**Estimation of Useful life of Property, Plant and Equipment:**

The charge in respect of periodic depreciation is derived after determining an estimate of an asset's expected useful life, considering useful life as per Companies Act 2013. Increasing an asset's expected life would result in a reduced depreciation charge in the income statement.

The useful lives of the Company's assets are determined by management at the time the asset is acquired and reviewed annually for appropriateness. The lives are based on historical experience with similar assets as well as anticipation of future events which may impact their life such as changes in technology.

Historically, changes in useful lives have not resulted in material changes to the Company's depreciation charge.

**Estimation of Provision for Inventory**

The Company writes down inventories to net realisable value based on an estimate of the reliability of inventories. Write downs on inventories are recorded where events or changes in circumstances indicate that the balances may not be realised. The identification of write-downs requires the use of estimates of net selling prices of the down-graded inventories. Where the expectation is different from the original estimate, such difference will impact the carrying value of inventories and write-downs of inventories in the periods in which such estimate has been changed.

**Estimation of Provision for Trade Receivables**

The Company assesses at each date of balance sheet whether a financial asset or a group of financial assets is impaired. Ind AS 109 requires expected credit losses to be measured through a loss allowance. The Company recognises lifetime expected losses for all contract assets and / or all trade receivables that do not constitute a financing transaction. The provision matrix takes into account historical credit loss experience and is adjusted for forward looking information. The expected credit loss allowance is based on the ageing of the receivables that are due and allowance rates used in the provision matrix. For all other financial assets, expected credit losses are measured at an amount equal to the 12-months expected credit losses or at an amount equal to the life time expected credit losses if the credit risk on the financial asset has increased significantly since initial recognition.

**Estimated fair value of Financial Instruments**

The fair value of financial instruments that are not traded in an active market is determined using valuation techniques. The Management uses its judgment to select a variety of methods and make assumptions that are mainly based on market conditions existing at the end of each reporting period.

**Recognition of deferred assets**

The recognition of deferred tax assets is based upon whether it is probable that sufficient taxable profits will be available in the future against which the reversal of temporary differences will be offset. In assessing the realizability of deferred tax assets, the Company considers the extent to which it is probable that the deferred tax asset will be realized. The ultimate realization of deferred tax assets is dependent upon the generation of future taxable profits during the periods in which those temporary differences and tax loss carry-forwards become deductible. The Company considers the expected reversal of deferred tax liabilities, projected future taxable income and tax planning strategies in making this assessment.





**Welspun Wasco Coatings Private Limited**

**Notes forming part of the financial statements as at and for the year ended March 31, 2025**

*(All amounts in Rupees (Rs.) million, unless otherwise stated)*

**3(a) Property, plant and equipment (PPE)**

Carrying amounts	Buildings	Plant and machinery	Office and other equipments	Computer Equipments	Furniture and fixtures	Total
<b>Year ended March 31, 2024</b>						
Gross carrying amount						
Balance as at April 01, 2023	121.03	610.11	2.92	2.72	4.45	741.23
Additions	-	-	0.00	0.22	-	0.22
Disposals	-	-	-	(0.11)	-	(0.11)
Exchange differences (Refer note (ii) below)	-	2.33	-	-	-	2.33
<b>Gross carrying amount as at March 31, 2024</b>	<b>121.03</b>	<b>612.44</b>	<b>2.92</b>	<b>2.83</b>	<b>4.45</b>	<b>743.67</b>
<b>Year ended March 31, 2025</b>						
Gross carrying amount						
Additions	-	0.56	0.00	0.06	-	0.62
Disposals	-	(7.08)	(0.21)	(0.23)	(0.77)	(8.29)
Exchange differences (Refer note (ii) below)	-	3.90	-	-	-	3.90
<b>Gross carrying amount as at March 31, 2025</b>	<b>121.03</b>	<b>609.82</b>	<b>2.71</b>	<b>2.66</b>	<b>3.68</b>	<b>739.90</b>

Accumulated depreciation	Buildings	Plant and machinery	Office and other equipments	Computer Equipments	Furniture and fixtures	Total
<b>Year ended March 31, 2024</b>						
Balance as at April 01, 2023	113.98	556.06	2.76	2.58	2.90	678.28
Depreciation charge during the year	0.11	3.54	0.01	0.01	0.35	4.02
Disposals	-	-	-	(0.10)	-	(0.10)
<b>Accumulated depreciation as at March 31, 2024</b>	<b>114.09</b>	<b>559.60</b>	<b>2.77</b>	<b>2.49</b>	<b>3.25</b>	<b>682.20</b>
<b>Year ended March 31, 2025</b>						
Depreciation charge during the year	0.11	4.02	0.02	0.06	0.35	4.56
Disposals	-	(6.66)	(0.20)	(0.21)	(0.73)	(7.80)
<b>Accumulated depreciation as at March 31, 2025</b>	<b>114.20</b>	<b>556.96</b>	<b>2.59</b>	<b>2.34</b>	<b>2.87</b>	<b>678.96</b>

**Net carrying amount of property, plant and equipment**

As at March 31, 2024	6.94	52.84	0.15	0.34	1.19	61.47
As at March 31, 2025	6.83	52.86	0.12	0.32	0.81	60.94

**Notes:**

**(i) Contractual obligations**

There are contractual commitments for the acquisition of property, plant and equipment as at March 31, 2025 of Rs.1.85 million and (March 31, 2024 Nil) (Refer Note 40)

**(ii) Exchange differences**

In accordance with para D13AA of Ind AS 101 First time adoption of Indian Accounting Standards and the option available in the Companies (Accounting Standards) (Second Amendment) Rules, 2011, as ammended, vide notification dated December 29, 2011 issued by the Ministry of Corporate Affairs, the Company has adjusted the exchange rate difference arising on long term foreign currency monetary items, in so far as they relate to the acquisition of a depreciable capital asset, to the cost of the asset.

Accordingly the company has adjusted exchange loss of Rs. 3.90 million (March 31, 2024: Rs.2.33 million) to the cost of property, plant and equipment as the long term monetary items relate to depreciable capital asset.



**Welspun Wasco Coatings Private Limited****Notes forming part of the financial statements as at and for the year ended March 31, 2025***(All amounts in Rupees (Rs.) million, unless otherwise stated)***3(b) Leases****(i) Amount recognised in balance sheet**

The Balance sheet shows the following amounts relating to leases:

	<u>As at</u> <u>March 31, 2025</u>	<u>As at</u> <u>March 31, 2024</u>
<b>Right-of-use assets</b>		
Leasehold land	11.83	12.36
<b>Total Right-of-use assets</b>	<u>11.83</u>	<u>12.36</u>
<b>Lease Liabilities</b>		
Current	1.21	3.87
Non-Current	83.69	84.90
<b>Total Lease Liabilities</b>	<u>84.90</u>	<u>88.77</u>

The Company has leased lands from Related Party Welspun Corp Limited for a period of 30 years (including extension of 20 years). Extension option is included in leasehold lands contract of the Company. These are used to maximise operational flexibility in terms of managing the assets used in Company's operations. The majority of extension and termination options held are exercisable by the Company and the respective lessor.

**(ii) Amount recognised in the statement of profit and loss**

The statement of profit or loss shows the following amounts relating to leases:

	<u>Year ended</u> <u>March 31, 2025</u>	<u>Year ended</u> <u>March 31, 2024</u>
<b>Depreciation charge of Right-of-use assets</b>		
Leasehold land	0.52	0.52
<b>Total</b>	<u>0.52</u>	<u>0.52</u>
<b>Interest and Other expense</b>		
Interest expense on Leases (included in finance cost)	7.79	7.89
<b>Total</b>	<u>7.79</u>	<u>7.89</u>

The total cash outflow for the leases for the year ended March 31, 2025 was Rs. 11.66 million (March 31, 2024 Rs. 6.14 million).



**Welspun Wasco Coatings Private Limited****Notes forming part of the financial statements as at and for the year ended March 31, 2025***(All amounts in Rupees (Rs.) million, unless otherwise stated)***3(c) Intangible assets**

<b>Carrying amounts</b>	<b>Intangible assets (Software)</b>
<b><u>Year ended March 31, 2024</u></b>	
<b>Gross carrying amount</b>	
<b>Balance as at April 01, 2023</b>	0.12
Additions	-
Disposals	-
<b>Gross carrying amount as at March 31, 2024</b>	<b>0.12</b>
<b><u>Year ended March 31, 2025</u></b>	
<b>Gross carrying amount</b>	<b>0.12</b>
Additions	-
Disposals	-
<b>Gross carrying amount as at March 31, 2025</b>	<b>0.12</b>

<b>Accumulated amortisation</b>	<b>Intangible assets (Software)</b>
<b><u>Year ended March 31, 2024</u></b>	
<b>Balance as at April 01, 2023</b>	0.12
Amortisation charge during the year	-
Disposals	-
<b>Accumulated amortisation as at March 31, 2024</b>	<b>0.12</b>
<b><u>Year ended March 31, 2025</u></b>	
Amortisation charge during the year	-
Disposals	-
<b>Accumulated amortisation as at March 31, 2025</b>	<b>0.12</b>

**Net carrying amount of Intangible assets**

As at March 31, 2024	-
As at March 31, 2025	-



**Welspun Wasco Coatings Private Limited****Notes forming part of the financial statements as at and for the year ended March 31, 2025***(All amounts in Rupees (Rs.) million, unless otherwise stated)*

	<u>As at</u> <u>March 31, 2025</u>	<u>As at</u> <u>March 31, 2024</u>
<b>4 Non-current investments (refer note 38)</b>		
Investment carried at fair value through profit and loss (fully paid up)		
Unquoted		
Investments in equity instruments of other entities		
Welspun Captive Power Generation Limited		
29,004 (March 31, 2024: 29,004) equity shares of Rs. 10 each	2.79	2.34
<b>Total investments in equity instruments</b>	<b>2.79</b>	<b>2.34</b>
<b>Total non-current investments</b>	<b>2.79</b>	<b>2.34</b>
Aggregate amount of unquoted investments	2.79	2.34
Aggregate amount of impairment in the value of Investment	-	-

Note: Investments made are approved by Board of Directors in accordance with policy of Company. The transactions are not prejudicial to shareholders of the Company.



**Welspun Wasco Coatings Private Limited**

**Notes forming part of the financial statements as at and for the year ended March 31, 2025**

*(All amounts in Rupees (Rs.) million, unless otherwise stated)*

	<b>As at March 31, 2025</b>	<b>As at March 31, 2024</b>
<b>5 Other financial assets</b>		
<b>Non-current</b>		
Deposit with statutory authorities	0.03	0.03
<b>Total non-current other financial assets</b>	<b>0.03</b>	<b>0.03</b>
	<b>As at March 31, 2025</b>	<b>As at March 31, 2024</b>
<b>6 Other assets</b>		
<b>6(a) Non-current</b>		
Prepaid expenses	0.01	0.05
Others*	0.28	0.28
	<b>0.29</b>	<b>0.33</b>
*Represents amount recoverable from employees towards employees' contribution for provident fund (refer note 38)		
	<b>As at March 31, 2025</b>	<b>As at March 31, 2024</b>
<b>6(b) Current</b>		
Balance with statutory authorities	25.23	12.63
Advance to suppliers	5.87	0.17
Prepaid expenses	0.14	0.16
Government grant receivable	-	-
<b>Total other current assets</b>	<b>31.24</b>	<b>12.96</b>
<b>Total other assets</b>	<b>31.53</b>	<b>13.29</b>
	<b>As at March 31, 2025</b>	<b>As at March 31, 2024</b>
<b>7 Inventories</b>		
Raw materials	49.51	11.48
Work-in-progress	34.79	-
Stores and spares	5.98	11.19
<b>Total inventories</b>	<b>90.28</b>	<b>22.67</b>
	<b>As at March 31, 2025</b>	<b>As at March 31, 2024</b>
<b>8 Cash and cash equivalents</b>		
Balances with banks		
- in current accounts	11.82	7.24
Deposits with original maturity of less than three months (including interest accrued)	1.01	-
<b>Total cash and cash equivalents</b>	<b>12.83</b>	<b>7.24</b>
<b>9 Bank balances other than cash and cash equivalents</b>		
Deposits with original maturity of more than three months but less than twelve months	0.01	-
<b>Total bank balances other than cash and cash equivalents</b>	<b>0.01</b>	<b>-</b>



**Welspun Wasco Coatings Private Limited**  
**Notes forming part of the financial statements as at and for the year ended March 31, 2025**  
*(All amounts in Rupees (Rs.) million, unless otherwise stated)*

**10 Equity share capital and other equity**  
**10(a) Equity share capital**

Authorised share capital  
As at April 01, 2023  
Increase / (decrease) during the year  
As at March 31, 2024  
Increase / (decrease) during the year  
As at March 31, 2025

Number of Shares	Par value	Amount
60,000,000	10	600.00
-	-	-
60,000,000	10	600.00
-	-	-
60,000,000	10	600.00

i) Movements in issued equity share capital  
Issued, subscribed and paid up capital  
As at April 01, 2023  
Increase / (decrease) during the year  
As at March 31, 2024  
Increase / (decrease) during the year  
As at March 31, 2025

Number of shares	Amount
49,931,400	499.31
-	-
49,931,400	499.31
-	-
49,931,400	499.31

**Terms and rights attached to equity shares**

Equity Shares have a par value of Rs. 10 each. They entitle the holder to participate in dividends, and to share in the proceeds of winding up of the Company in proportion to the number of and amounts paid on the shares held. Every holder of the Equity shares present at a meeting in person or by proxy, is entitled to one vote, and upon the poll each share is entitled to one vote.

**(ii) Shares of the Company held by joint venturers**

Equity Shares:  
Welspun Corp Limited  
Wasco Coatings Limited

As at March 31, 2025	As at March 31, 2024
25,465,014	25,465,014
24,466,386	24,466,386

**iii) Shareholders holding more than 5% shares in the Company**

Equity Shares:  
Welspun Corp Limited  
Wasco Coatings Limited

As at March 31, 2025	
No. of shares	% holding
25,465,014	51.00%
24,466,386	49.00%

As at March 31, 2024	
No. of shares	% holding
25,465,014	51.00%
24,466,386	49.00%

**(iv) Details of shareholdings of promoters**

Name of the promoter	Year ended March 31, 2025			Year ended March 31, 2024		
	Number of shares	% of total number of shares	Percentage of change during the year	Number of shares	% of total number of shares	Percentage of change during the year
Welspun Corp Limited	25,465,014	51.00%	-	25,465,014	51.00%	-
Wasco Coatings Limited	24,466,386	49.00%	-	24,466,386	49.00%	-
Total	49,931,400	100.00%	-	49,931,400	100.00%	-





Welspun Wasco Coatings Private Limited  
Notes forming part of the financial statements as at and for the year ended March 31, 2025  
(All amounts in Rupees (Rs.) million, unless otherwise stated)

	As at March 31, 2025	As at March 31, 2024
10(b) Reserves and surplus		
Retained earnings	(992.16)	(1,006.19)
Total reserves and surplus	(992.16)	(1,006.19)
Retained earnings		
Opening balance	(1,006.19)	(929.69)
Profit for the year	14.08	(76.46)
Other comprehensive income	(0.05)	(0.04)
Closing balance	(992.16)	(1,006.19)

Nature and Purpose of Other Equity

Retained Earnings

Retained Earnings comprises of prior years as well as current year's undistributed earnings after taxes.



**Welspun Wasco Coatings Private Limited****Notes forming part of the financial statements as at and for the year ended March 31, 2025***(All amounts in Rupees (Rs.) million, unless otherwise stated)*

	As at March 31, 2025			As at March 31, 2024		
	Non-Current	Current	Total	Non-Current	Current	Total
<b>11 Borrowings</b>						
<b>Unsecured</b>						
Term Loan - Loan from Joint ventures (refer note below, note 37)	-	473.96	473.96	155.89	311.74	467.63
<b>Total borrowings</b>	-	473.96	473.96	155.89	311.74	467.63

**Note: Loan from Joint ventures**

i) Loan from Welspun Corp Limited (WCL) amounting to Rs. 211.70 (March 31, 2024: Rs 211.70) carries interest rates of 10.75% which shall be payable biannually on September 30 and March 31 every year. The Loan is repayable in 2 installments from Aug-25 and ending on Feb-26

ii) Loan of USD 3.07 million (March 31, 2024: USD 3.07 million) equivalent to Rs. 262.26 (March 31, 2024: Rs 255.93) from Wasco Coatings Limited. The Loan carries Interest rates of 3.75% which shall be payable biannually on September 30 and March 31 every year. The Loan is repayable in 2 installments from Aug-25 and ending on Feb-26

iii) During the current year, repayment schedule for above loans and interest thereon has been amended vide letter dated 8th Aug, 2024 and 23rd Aug, 2024 from Welspun Corp Limited and Wasco Coatings Limited respectively. As per the amended agreement, the principal repayments and interest payment due during the current year (i.e. Aug-24 and Feb-25) were deferred by one year (to Aug-25 and Feb-26).



**Welspun Wasco Coatings Private Limited**
**Notes forming part of the financial statements as at and for the year ended March 31, 2025**
*(All amounts in Rupees (Rs.) million, unless otherwise stated)*

	<u>As at March 31, 2025</u>	<u>As at March 31, 2024</u>
<b>12 Other financial liabilities</b>		
<b>Current</b>		
Interest accrued but not due on borrowings	29.80	29.63
- Forward contracts	0.15	-
<b>Total other current financial liabilities</b>	<u>29.95</u>	<u>29.63</u>
<b>Total other financial liabilities</b>	<u>29.95</u>	<u>29.63</u>
	<u>As at March 31, 2025</u>	<u>As at March 31, 2024</u>
<b>13 Provisions</b>		
<b>13(a) Non-current</b>		
<b>Employee benefit obligations</b>		
Gratuity (refer note 30)	1.25	0.74
<b>Other provisions</b>		
Provision for litigation / disputes (refer note 32 and 39)	-	-
<b>Total non-current provisions</b>	<u>1.25</u>	<u>0.74</u>
<b>13(b) Current</b>		
<b>Employee benefit obligations</b>		
Gratuity (refer note 30)	0.05	0.05
Leave obligations (refer note 30)	0.28	0.20
<b>Other provisions</b>		
Provision for litigation / disputes (refer note 32 and 39)	0.56	0.56
<b>Total current provisions</b>	<u>0.89</u>	<u>0.81</u>
<b>Total provisions</b>	<u>2.14</u>	<u>1.55</u>
	<u>As at March 31, 2025</u>	<u>As at March 31, 2024</u>
<b>14 Deferred tax assets / liabilities (net) (refer note 33)</b>		
The balance comprises of temporary differences attributable to:		
<b>Deferred tax liabilities</b>		
Foreign currency monetary item translation difference account		
Fair valuation of investments		
Fair valuation of investments (net)	0.49	0.34
Right-of-use Asset	3.44	3.44
	<u>3.93</u>	<u>3.78</u>
<b>Set-off of deferred tax assets pursuant to set-off provisions</b>		
<b>Deferred tax assets</b>		
Employee benefit obligations	0.44	0.27
Property, plant and equipment	47.77	25.87
Carried forward business loss	89.13	120.81
Unabsorbed Depreciation	108.08	109.18
Government grants	3.27	5.91
Lease liability	1.59	23.93
Provision for Litigation	0.16	0.16
Others	3.36	3.37
	<u>253.80</u>	<u>289.50</u>
<b>Total deferred tax assets/ liabilities (net)</b>	<u>249.87</u>	<u>285.72</u>
<b>Deferred tax recognised in Balance Sheet</b>	<u>-</u>	<u>-</u>

Considering the financial position of the company and information given under note 46, the company has recognised deferred tax assets to the extent of deferred tax liabilities



**Welspun Wasco Coatings Private Limited**

**Notes forming part of the financial statements as at and for the year ended March 31, 2025**

*(All amounts in Rupees (Rs.) million, unless otherwise stated)*

**15 Government grants**

**Deferred Grant Income (refer note below)**

Opening balance

Less: Recognised in the statement of profit and loss (refer note 19)

Closing balance

**Total government grants**

**Non Current**

**Current**

**Total government grants**

	As at March 31, 2025	As at March 31, 2024
Opening balance	21.24	23.92
Less: Recognised in the statement of profit and loss (refer note 19)	3.02	2.68
Closing balance	<u>18.22</u>	<u>21.24</u>
<b>Total government grants</b>	<u>18.22</u>	<u>21.24</u>
<b>Non Current</b>	15.43	18.56
<b>Current</b>	2.79	2.68
<b>Total government grants</b>	<u>18.22</u>	<u>21.24</u>

**Note:**

During previous years :

(i) The Company had availed the benefit of Export Promotion Capital Goods (EPCG) scheme provided by the Government of India (Ministry of Commerce and Industry) on import of fixed assets.

(ii) The Company had availed the benefit under Resolution no INC-102015-645091-I Sachivalaya Gandhinagar Dt 25-07-2016 Gujarat Industrial Policy 2015 -Scheme for Incentive to Industries (General) 2016-21.

**16 Other current liabilities**

Trade advances (refer note 38)

Employee dues payable

Statutory dues including provident fund and tax deducted at source

**Total other current liabilities**

	As at March 31, 2025	As at March 31, 2024
Trade advances (refer note 38)	67.21	4.50
Employee dues payable	0.14	-
Statutory dues including provident fund and tax deducted at source	4.27	1.80
<b>Total other current liabilities</b>	<u>71.62</u>	<u>6.30</u>

\* Amount is below the rounding norms adopted by the Company



**Welspun Wasco Coatings Private Limited**

**Notes forming part of the financial statements as at and for the year ended March 31, 2025**

*(All amounts in Rupees (Rs.) million, unless otherwise stated)*

	<u>As at</u> <u>March 31, 2025</u>	<u>As at</u> <u>March 31, 2024</u>
<b>17 Trade payables</b>		
<b>Current</b>		
Trade payables: dues of micro and small enterprises (refer note 41)	2.19	0.09
Trade payables other than above:		
Trade payables for acceptances	14.85	11.87
Trade payable to related parties (refer note 38)	12.03	3.69
Trade payables others	26.88	15.56
<b>Total trade payables</b>	<u>29.07</u>	<u>15.65</u>

**Ageing for trade payable as at March 31, 2025 is as follows:**

Particulars	Unbilled	Not due	Outstanding for following periods from due date of payment				Total
			Less than 1 year	1-2 years	2-3 years	More than 3 years	
<b>Undisputed Trade Payables</b>							
(i) Micro enterprise and small enterprises	-	-	2.19	-	-	-	2.19
(ii) Others	10.36	-	15.97	0.21	0.00	0.34	26.88
<b>Total</b>	<b>10.36</b>	<b>-</b>	<b>18.16</b>	<b>0.21</b>	<b>0.00</b>	<b>0.34</b>	<b>29.07</b>

**Ageing for trade payable as at March 31, 2024 is as follows:**

Particulars	Unbilled	Not due	Outstanding for following periods from due date of payment				Total
			Less than 1 year	1-2 years	2-3 years	More than 3 years	
<b>Undisputed Trade Payables</b>							
(i) Micro enterprise and small enterprises	0.01	-	0.08	-	-	-	0.09
(ii) Others	2.52	-	13.04	-	-	-	15.56
<b>Total</b>	<b>2.53</b>	<b>-</b>	<b>13.12</b>	<b>-</b>	<b>-</b>	<b>-</b>	<b>15.65</b>

**Notes:-**

- There are no disputed trade payables as at March 31, 2025 and March 31, 2024.
- Unbilled trade payables include accruals which are not classified as provisions under Ind AS 37.

	<u>As at</u> <u>March 31, 2025</u>	<u>As at</u> <u>March 31, 2024</u>
<b>18 Income tax assets (net)</b>		
Opening balance	4.48	4.71
Less: Refund received	(4.42)	(0.33)
Add: Taxes paid (pertaining to tax deducted at source)	6.71	0.10
<b>Closing balance</b>	<u>6.77</u>	<u>4.48</u>



**Welspun Wasco Coatings Private Limited****Notes forming part of the financial statements as at and for the year ended March 31, 2025***(All amounts in Rupees (Rs.) million, unless otherwise stated)*

	<b>Year ended March 31, 2025</b>	<b>Year ended March 31, 2024</b>
<b>19 Revenue from operations</b>		
Revenue from contract with Customers		
(a) Sale of services	<b>313.50</b>	-
Total revenue from contract with customers	<b>313.50</b>	-
The Company had provided coating and other services to its customers and revenue from such services are recognised progressively over time based on the progress towards complete satisfaction of performance obligation .		
	<b>Year ended March 31, 2025</b>	<b>Year ended March 31, 2024</b>
(b) Other operating revenue		
Government grants (refer note 15)	3.02	2.68
Scrap sale	0.53	0.08
Total other operating revenue	<b>3.55</b>	<b>2.76</b>
Total revenue from operations	<b>317.05</b>	<b>2.76</b>
Reconciliation of revenue recognised with contract price:		
Contract price	<b>313.50</b>	-
Adjustments for:	-	-
Total revenue from contract with customers	<b>313.50</b>	-
	<b>Year ended March 31, 2025</b>	<b>Year ended March 31, 2024</b>
<b>20 Other income</b>		
Interest income		
Fixed deposits	0.04	1.00
Income tax refund	0.75	0.02
Dividend income on		
Non-current investments (refer note 38)	0.12	0.12
Net exchange differences	-	0.04
Fair valuation gain on investment (net)	0.45	-
Total other income	<b>1.36</b>	<b>1.18</b>
	<b>Year ended March 31, 2025</b>	<b>Year ended March 31, 2024</b>
<b>21 Cost of materials consumed</b>		
Raw materials at the beginning of the year	11.48	5.18
Add: Purchases	246.79	6.53
	<b>258.27</b>	<b>11.71</b>
Less : Raw materials at the end of the year	49.51	11.48
Total cost of materials consumed	<b>208.76</b>	<b>0.23</b>





**Welspun Wasco Coatings Private Limited**

**Notes forming part of the financial statements as at and for the year ended March 31, 2025**

*(All amounts in Rupees (Rs.) million, unless otherwise stated)*

**22 Changes in inventories of finished goods, stock-in-trade and work-in-progress**

**Opening balance**

Work-in-progress

Finished goods

**Total opening balance**

**Closing balance**

Work-in-progress

Finished goods

**Total closing balance**

**Total changes in inventories of finished goods, stock-in-trade and work-in-progress**

**23 Employee benefit expense**

Salaries, wages and bonus

Contribution to provident and other funds (refer note below)

Gratuity expense (refer note 31)

Staff welfare expenses

**Total employee benefit expense**

**Note:**

**Defined contribution plans**

Employers' Contribution to Provident Fund and Employee's Pension Scheme, 1995

During the year, the Company has recognised the following amounts in the statement of profit and loss:

Employer's Contribution to Provident Fund

**Total expenses recognised in the statement of profit and loss**

\* Amount is below the rounding norms adopted by the Company

**24 Depreciation expense (refer note 3)**

Depreciation of property, plant and equipment (refer note 3(a))

Depreciation of right-of-use assets (refer note 3(b))

**Total depreciation expense**

Year ended March 31, 2025	Year ended March 31, 2024
-	-
-	-
-	-
-	-
34.79	-
-	-
34.79	-
(34.79)	-
Year ended March 31, 2025	Year ended March 31, 2024
9.58	12.38
0.41	0.29
0.20	0.13
-	-
10.19	12.80
Year ended March 31, 2025	Year ended March 31, 2024
0.41	0.29
0.41	0.29
Year ended March 31, 2025	Year ended March 31, 2024
4.56	4.02
0.52	0.52
5.08	4.54



**Welspun Wasco Coatings Private Limited**

**Notes forming part of the financial statements as at and for the year ended March 31, 2025**

(All amounts in Rupees (Rs.) million, unless otherwise stated)

**25 Other expenses**

	Year ended March 31, 2025	Year ended March 31, 2024
Consumption of stores and spares	15.70	1.94
Labour charges	7.90	0.71
Coating and other job charges	2.26	0.50
Power, fuel and water charges	6.24	2.19
Freight, material handling and transportation	8.84	0.04
Rates and taxes	0.07	5.28
Repairs and maintenance		
Plant and machinery	0.32	0.04
Others	1.81	1.55
Travel and conveyance expenses	0.57	0.44
Legal and professional fees	21.87	1.55
Insurance	1.80	1.44
Printing and stationery	0.01	0.00
Security charges	0.97	1.07
Membership and fees	0.07	0.00
Vehicle expenses	0.50	0.18
Net exchange differences	1.51	0.00
Payment to auditors (refer note (i) below)	1.52	1.52
Loss on disposal of property, plant and equipment (net)	0.49	0.01
Fair valuation loss on investments (net)	-	1.38
Miscellaneous expenses	0.91	0.69
<b>Total other expenses</b>	<b>73.36</b>	<b>20.53</b>

**Note:**

**i) Details of payments to auditors**

**Payment to auditors**

**As auditor:**

Audit fee	1.35	1.35
Tax audit fee	0.15	0.15

**In other capacities**

Certification fees	-	-
<b>Re-imbursment of expenses</b>	<b>0.02</b>	<b>0.02</b>

**Total payment to auditors**

<b>1.52</b>	<b>1.52</b>
-------------	-------------

**26 Finance costs**

	Year ended March 31, 2025	Year ended March 31, 2024
Interest on		
Term Loans (refer note 38)	32.59	32.43
Interest and finance charges on lease liability (refer note 3 (b))	7.79	7.89
Other finance cost	0.75	0.50
Net Exchange loss on foreign currency borrowings	0.60	1.48
<b>Total finance cost</b>	<b>41.73</b>	<b>42.30</b>

**27 Income tax expense**

**(a) Income tax expense**

Current tax for the year	-	-
Adjustments for current tax of prior years	-	-
<b>Total Current tax</b>	<b>-</b>	<b>-</b>



**Welspun Wasco Coatings Private Limited**

**Notes forming part of the financial statements as at and for the year ended March 31, 2025**

(All amounts in Rupees (Rs.) million, unless otherwise stated)

**28 Deferred tax (refer note 33)**

(Increase) / Decrease in deferred tax assets	35.70	(26.89)
Increase / (Decrease) in deferred tax liabilities	0.15	(0.53)

<b>Total deferred tax expense/ (benefit)</b>	<b>35.85</b>	<b>(27.42)</b>
<b>Total deferred tax expense/ (benefit) recognised</b>	<b>-</b>	<b>-</b>

**(b) Reconciliation of income tax expense and the accounting profit multiplied by India's tax rate**

	<b>Year ended March 31, 2025</b>	<b>Year ended March 31, 2024</b>
Profit / (loss) before tax	14.08	(76.46)
Tax rate	27.82%	27.82%
<b>Tax at normal rate</b>	<b>3.92</b>	<b>(21.27)</b>
Tax effect of amounts which are not deductible/ (taxable) in calculating taxable income		
(Income) / expense on which deferred tax was required to be recognised but was not recognised	35.85	(27.42)
Adjustments for deferred tax of prior years but was not recognised	(31.93)	6.15
<b>Total Income tax expense</b>	<b>-</b>	<b>-</b>

**(c) Tax losses**

**Tax effects of unused tax losses for which no deferred tax has been recognised**

Unabsorbed depreciation (to be utilised for a indefinite period)	108.08	109.18
Unabsorbed business loss (to be utilised till AY 2025-2026)	41.22	41.22
Unabsorbed business loss (to be utilised till AY 2026-2027)	10.55	10.55
Unabsorbed business loss (to be utilised till AY 2027-2028)	16.54	16.54
Unabsorbed business loss (to be utilised till AY 2028-2029)	16.56	17.27
Unabsorbed business loss (to be utilised till AY 2029-2030)	3.39	3.39
Unabsorbed business loss (to be utilised till AY 2030-2031)	5.24	11.24
Unabsorbed business loss (to be utilised till AY 2031-2032)	-	20.60
	<b>201.58</b>	<b>229.99</b>

**29** The Indian Parliament has approved the Code on Social Security, 2020 which would impact the contributions by the Company towards Provident Fund and Gratuity. The draft rules for the Code on Social Security, 2020 have been released by the Ministry of Labour and Employment on November 13, 2020. The Company is in the process of assessing the additional impact on Provident Fund contributions and on Gratuity liability contributions and will complete their evaluation and give appropriate impact in the financial statements in the period in which the rules that are notified become effective.



**Welspun Wasco Coatings Private Limited**

**Notes forming part of the financial statements as at and for the year ended March 31, 2025**

*(All amounts in Rupees (Rs.) million, unless otherwise stated)*

**30 Net debt reconciliation**

	As at March 31, 2025	As at March 31, 2024
<b>Net debt reconciliation</b>		
Cash and cash equivalents	12.83	7.24
Borrowings (including current maturities and interest accrued)	(503.91)	(497.26)
Lease Liabilities (current and non-current)	(84.90)	(88.77)
Lease liabilities (non-current)		
Current borrowings		
<b>Net Debt</b>	<b>(575.98)</b>	<b>(578.79)</b>

	Financial assets	Financial liabilities		Total [D] = [A]+[B]+[C]
	Cash and cash equivalents [A]	Borrowings [B]*	Lease liabilities [C]	
<b>Net debts as at March 31, 2023</b>	<b>43.46</b>	<b>(463.82)</b>	<b>(87.02)</b>	<b>(507.38)</b>
Cash flow (net)	(36.22)	-	6.14	(30.08)
Foreign exchange adjustments (net)	-	(3.81)	-	(3.81)
Interest expenses	-	(32.43)	(7.89)	(40.32)
Other non cash adjustments	-	2.80	-	2.80
<b>Net debts as at March 31, 2024</b>	<b>7.24</b>	<b>(497.26)</b>	<b>(88.77)</b>	<b>(578.79)</b>
Cash flow (net)	5.59	-	11.67	17.26
Foreign exchange adjustments (net)	-	23.30	-	23.30
Interest expenses	-	(32.59)	(7.80)	(40.39)
Other non cash adjustments	-	2.64	-	2.64
<b>Net debts as at March 31, 2025</b>	<b>12.83</b>	<b>(503.91)</b>	<b>(84.90)</b>	<b>(575.98)</b>

\* Includes current maturities of long-term borrowings.



**Welspun Wasco Coatings Private Limited****Notes forming part of the financial statements as at and for the year ended March 31, 2025***(All amounts in Rupees (Rs ) million, unless otherwise stated)***31 Employee benefit obligations****(i) Leave obligations**

The leave obligations cover the Company's liability for earned leave.

**(ii) Post-employment obligations - Gratuity**

The Company has a defined benefit gratuity plan in India, governed by the Payment of Gratuity Act, 1972. The plan entitles an employee, who has rendered at least five years of continuous service, to gratuity at the rate of fifteen days salary for every completed year of service or part thereof in excess of six months, based on the rate of salaries last drawn by the employee concerned. The gratuity plan is a nonfunded plan.

This defined benefit plans expose the Company to actuarial risks, such as interest rate risk and market (investment) risk.

**(iii) Balance sheet amounts - Gratuity**

The amounts recognised in the balance sheet and the movements in the net defined benefit obligations over the year are as follows:

	<b>Present value of obligations</b>	<b>Net amount</b>
<b>April 01, 2023</b>	<b>0.62</b>	<b>0.62</b>
Current service cost	0.08	0.08
Interest expense	0.05	0.05
<b>Total amount recognised in statement of profit or loss</b>	<b>0.13</b>	<b>0.13</b>
<b>Remeasurements</b>		
<b>Total Acturial (Gain)/Loss on Obligation</b>		
(Gain) from change in demographics assumptions	(0.50)	(0.50)
Loss from change in financial assumptions	0.54	0.54
<b>Total amount recognised in other comprehensive income</b>	<b>0.04</b>	<b>0.04</b>
<b>March 31, 2024</b>	<b>0.79</b>	<b>0.79</b>
	<b>Present value of obligation</b>	<b>Net amount</b>
<b>April 01, 2024</b>	<b>0.79</b>	<b>0.79</b>
Current service cost	0.14	0.14
Interest expense	0.06	0.06
<b>Total amount recognised in profit or loss</b>	<b>0.20</b>	<b>0.20</b>



**Welspun Wasco Coatings Private Limited****Notes forming part of the financial statements as at and for the year ended March 31, 2025***(All amounts in Rupees (Rs.) million, unless otherwise stated)***31 Employee benefit obligations (Contd...)****Remeasurements****Total Actuarial Loss on Obligation**

Loss from change in demographics assumptions	0.05	0.05
Loss from change in financial assumptions	0.00	0.00

<b>Total amount recognised in other comprehensive income</b>	<b>0.05</b>	<b>0.05</b>
--	-------------	-------------

Adjustment due to transfer out	0.28	0.28
--------------------------------	------	------

<b>March 31, 2025</b>	<b>1.32</b>	<b>1.32</b>
-----------------------	-------------	-------------

The net liabilities disclosed above relating to unfunded plans are as follows:

	<b>As at March 31, 2025</b>	<b>As at March 31, 2024</b>
Present value of unfunded obligations	1.32	0.79
Fair value of plan assets	-	-
<b>Deficit of unfunded plan</b>	<b>1.32</b>	<b>0.79</b>
<b>Non-current (refer note 13(a))</b>	<b>1.27</b>	<b>0.74</b>
<b>Current (refer note 13(b))</b>	<b>0.05</b>	<b>0.05</b>

(iv) Significant actuarial assumptions are as follows:

	<b>As at March 31, 2025</b>	<b>As at March 31, 2024</b>
Discount rate	7.25%	7.28%
Salary growth rate	6.00%	6.00%





**Welspun Wasco Coatings Private Limited**

Notes forming part of the financial statements as at and for the year ended March 31, 2025  
(All amounts in Rupees (Rs.) million, unless otherwise stated)

**31 Employee benefit obligations (Contd...)**

**(v) Sensitivity analysis**

The sensitivity of the defined benefit obligation to changes in the weighted principal assumptions is:

Assumptions	Impact on defined benefit obligation							
	Change in assumption (%)		Increase in assumption (Rs.)				Decrease in assumption (Rs.)	
	As at March 31, 2025	As at March 31, 2024		As at March 31, 2025	As at March 31, 2024		As at March 31, 2025	As at March 31, 2024
Discount rate	0.50%	0.50%	Decrease by	(0.08)	(0.04)	Increase by	0.07	0.05
Salary growth rate	0.50%	0.50%	Increase by	0.07	0.05	Decrease by	(0.08)	(0.04)

**(vi) Defined benefit liability and employer contributions**

The weighted average duration of the defined benefit obligation is 15 years (March 2024 - 15 years). The expected maturity analysis of undiscounted gratuity benefits is as follows:

	Less than a year	Between 1- 2 years	Between 2-5 years	Over 5 years	Total
March 31, 2025					
Defined benefit obligations- Gratuity	0.07	0.08	0.35	1.04	1.54
March 31, 2024					
Defined benefit obligations- Gratuity	0.06	0.08	0.30	0.48	0.92

**(vii) Risk exposure**

Through its defined benefit plans, the company is exposed to a number of risks, the most significant of which are detailed below:

- A) Salary Increases- Actual salary increases will increase the Plan's liability. Increase in salary increase rate assumption in future valuations will also increase the liability.
- B) Discount Rate : Reduction in discount rate in subsequent valuations can increase the plan's liability.
- C) Mortality & disability – Actual deaths & disability cases proving lower or higher than assumed in the valuation can impact the liabilities.
- Withdrawals – Actual withdrawals proving higher or lower than assumed withdrawals and change of withdrawal rates at subsequent valuations can impact Plan's liability

**32 Movements in provision for litigation/ disputes/claims (Non-current and current) (refer note 13)**

Movements in each class of provisions during the financial year ended March 31, 2025 are set out below:

	As at March 31, 2025	
	Provident Fund (Refer	Total
Opening balance as at April 01, 2024	0.56	0.56
Provided during the year	-	-
Provision reversed during the year	-	-
Closing balance as at March 31, 2025	0.56	0.56

Movements in each class of provisions during the financial year ended March 31, 2024 are set out below:

	As at March 31, 2024	
	Provident Fund (Refer	Total
Opening balance as at April 01, 2023	0.56	0.56
Provided during the year	-	-
Provision reversed during the year	-	-
Closing balance as at March 31, 2024	0.56	0.56

Note: There are uncertainties regarding the timing and amount of the provisions. Changes in underlying facts and circumstances for each provision could result in differences in the amounts provided for and the actual cash outflow.



Welspun Wasco Coatings Private Limited  
Notes forming part of the financial statements as at and for the year ended March 31, 2025  
(All amounts in Rupees (Rs.) million, unless otherwise stated)

33 Movement in deferred tax liabilities and deferred tax assets : (refer note 14)

Particulars	Deferred tax liabilities			Deferred tax assets									Net deferred tax assets / (liabilities) recognised
	Fair valuation of investments (net)	Right-of-use Asset	Total deferred tax liabilities	Employee benefit obligations	Property, plant and equipment	Carried forward business loss	Unabsorbed depreciation	Government grants	Provision for Litigation	Lease liability	Others	Total deferred tax assets	
As at April 01, 2023	0.72	3.59	4.31	0.22	31.64	94.21	102.14	6.65	0.16	24.22	3.37	262.61	-
Recognised in the statement of profit and loss other comprehensive income	(0.38)	(0.15)	(0.53)	0.05	(5.77)	26.60	7.04	(0.74)	-	(0.29)	-	26.89	-
As at March 31, 2024	0.34	3.44	3.78	0.27	25.87	120.81	109.18	5.91	0.16	23.93	3.37	289.50	-
Recognised in the statement of profit and loss other comprehensive income	0.15	-	0.15	0.17	21.90	(31.68)	(1.10)	(2.64)	-	(22.34)	(0.01)	(35.70)	-
As at March 31, 2025	0.49	3.44	3.93	0.44	47.77	89.13	108.08	3.27	0.16	1.59	3.36	253.80	-



### 34 Fair value measurements

#### Financial instruments by category

	As at March 31, 2025		As at March 31, 2024	
	FVPL	Amortised cost	FVPL	Amortised cost
<b>Financial assets</b>				
<b>Investments</b>				
Equity Instruments	2.79	-	2.34	-
Trade receivables	-	-	-	-
Cash and cash equivalents	-	12.83	-	7.24
<b>Other financial assets</b>				
Security deposits	-	0.03	-	0.03
<b>Total financial assets</b>	<b>2.79</b>	<b>12.86</b>	<b>2.34</b>	<b>7.27</b>
<b>Financial liabilities</b>				
<b>Borrowings</b>				
(includes interest accrued and current maturities of long-term borrowing)	-	506.55	-	497.26
Trade payables	-	29.07	-	15.65
<b>Other financial liabilities</b>				
Derivatives not designated as hedges	-	-	-	-
Forward contracts	0.15	-	-	-
<b>Total financial liabilities</b>	<b>0.15</b>	<b>535.62</b>	<b>-</b>	<b>512.91</b>

#### (i) Fair value hierarchy

This section explains the judgements and estimates made in determining the fair values of the financial instruments that are (a) recognised and measured at fair value and (b) measured at amortised cost and for which fair values are disclosed in the financial statements. To provide an indication about the reliability of the inputs used in determining fair value, the Company has classified its financial instruments into the three levels prescribed under the accounting standard. An explanation of each level follows underneath the table.

Financial assets measured at fair value - recurring fair value measurements as at March 31, 2021

	Level 1	Level 2	Level 3	Total
<b>Financial assets</b>				
Financial investments at FVPL	-	-	-	-
Unquoted Equity Investments	-	-	2.79	2.79
<b>Total financial assets</b>	<b>-</b>	<b>-</b>	<b>2.79</b>	<b>2.79</b>

Assets and liabilities which are measured at amortised cost for which fair value are disclosed as at March 31, 2021

	Level 1	Level 2	Level 3	Total
<b>Financial assets</b>				
Other financial assets	-	-	-	-
Security deposits	-	-	0.03	0.03
<b>Total financial assets</b>	<b>-</b>	<b>-</b>	<b>0.03</b>	<b>0.03</b>
<b>Financial liabilities</b>				
Borrowings (includes interest accrued and current maturities of long-term borrowing)	-	-	506.55	506.55
<b>Total financial liabilities</b>	<b>-</b>	<b>-</b>	<b>506.55</b>	<b>506.55</b>

Financial assets and liabilities measured at fair value - recurring fair value measurements as at March 31, 2021

	Level 1	Level 2	Level 3	Total
<b>Financial assets</b>				
Financial investments at FVPL	-	-	-	-
Unquoted Equity Investments	-	-	2.34	2.34
<b>Total financial assets</b>	<b>-</b>	<b>-</b>	<b>2.34</b>	<b>2.34</b>

Assets and liabilities which are measured at amortised cost for which fair value are disclosed as at March 31, 2021

	Level 1	Level 2	Level 3	Total
<b>Financial assets</b>				
Other financial assets	-	-	-	-
Security deposits	-	-	0.03	0.03
<b>Total financial assets</b>	<b>-</b>	<b>-</b>	<b>0.03</b>	<b>0.03</b>
<b>Financial liabilities</b>				
Borrowings (includes interest accrued and current maturities of long-term debt)	-	-	497.26	497.26
<b>Total financial liabilities</b>	<b>-</b>	<b>-</b>	<b>497.26</b>	<b>497.26</b>



**Welspun Wasco Coatings Private Limited**

Notes forming part of the financial statements as at and for the year ended March 31, 2021

(All amounts in Rupees (Rs.) million, unless otherwise stated,

Financial instruments that are measured subsequent to initial recognition at fair value are grouped into Level 1 to Level 3, as described below.

Level 1: This hierarchy includes financial instruments measured using quoted prices. The Company does not have any financial instruments under this category

Level 2: The fair value of financial instruments that are not traded in an active market is determined using valuation techniques which maximize the use of observable market data and rely as little as possible on entity-specific estimates. The Company does not have any financial instruments under this category.

Level 3: If one or more of the significant inputs is not based on observable market data, the instrument is included in level 3. Company has classified unquoted equity instruments in this category.

**(ii) Valuation technique used to determine fair value**

Specific valuation techniques used to value financial instruments include:

- the fair value of of unlisted equity instruments are determined using discounted cash flow analysis.

**(iii) Fair value measurements using significant unobservable inputs (level 3)**

The following table presents the changes in level 3 items for the year ended March 31, 2025 and March 31, 2024

	Unlisted equity shares
As at April 01, 2023	3.72
Gain/ (loss) recognised in profit or loss	(1.38)
As at March 31, 2024	2.34
Gain/ (loss) recognised in profit or loss	0.45
As at March 31, 2025	2.79
Unrealised gain/ (loss) recognised in profit or loss during the year related to assets held at the end of the reporting period	
Year ended March 31, 2025	0.45
Year ended March 31, 2024	(1.38)

**(iv) Valuation inputs and relationships to fair value**

	Fair value		Significant unobservable inputs	Probability weighted average		Sensitivity
	As at March 31, 2025	As at March 31, 2024		As at March 31, 2025	As at March 31, 2024	
Unquoted equity shares	2.79	2.34	Risk adjusted discount rate	14.00%	14.00%	The estimated fair value would not be material on account of increase/ (decrease) if Discount rate were lower/ (higher)

**(v) Valuation processes:**

The fair value of unlisted equity instruments are determined using discounted cash flow analysis by independent valuer

**(vi) Fair value of Financial assets and liabilities measured at amortised cost**

	As at March 31, 2025		As at March 31, 2024	
	Carrying Amount	Fair Value	Carrying Amount	Fair Value
<b>Financial liabilities</b>				
Borrowings (includes interest accrued and current maturities of long-term borrowings)	506.55	506.55	497.26	497.26
<b>Financial assets</b>				
Security Deposits	0.03	0.03	0.03	0.03
<b>Total</b>	<b>506.58</b>	<b>506.58</b>	<b>497.29</b>	<b>497.29</b>

a) The carrying amounts of trade payables, cash and cash equivalents and trade receivables are considered to be the same as their fair values, due to their short-term nature.

b) The fair values and carrying value of borrowings and security deposits are materially the same

**(vii) Classification of interest income by instrument category**

	Year ended March 31, 2025	Year ended March 31, 2024
<b>Interest income at amortised cost:</b>		
Fixed deposits	0.04	1.00
<b>Other interest income</b>		
Income tax refund	0.75	0.02



### 35 Financial risk management

The Company's principal financial liabilities represents borrowings and payables to creditors. The main purpose of these financial liabilities is to pay for the Concrete Weight Coating (CWC) plant set-up in Anjar, Gujarat, India. The Company's principal financial assets consists of cash and cash equivalents, trade receivables and other financial assets. The Company also holds FVPL investments.

The Company's activities exposes it to credit risk, liquidity risk and market risk. The directors of the Company (considering size of business) oversees the management of these risks which are governed by appropriate policies and procedures and financial risks are identified, measured and managed in accordance with the Company's policies and risk objectives.

Risk	Exposure arising from	Measurement	Management
Credit risk	Trade receivables, Cash and cash equivalents	Ageing analysis	Diversification of bank deposits, credit limits
Liquidity risk	Borrowings and other financial liabilities	Borrowings maturity and cash flow forecasts	Availability of financial support and borrowing facilities
Market risk – foreign currency risk	Recognised financial assets and liabilities not denominated in INR	Sensitivity analysis	Borrowings from Shareholders
Market risk – security prices risk	Investments in equity instruments	Sensitivity analysis	Portfolio diversification

#### (A) Credit risk

Credit risk is the risk that counterparty will not meet its obligation under a financial instrument or customer contract, leading to a financial loss. The Company is exposed to credit risk from its operating activities (trade receivables) and from its financing activities (deposits with bank).

##### a) Trade receivables

The Company has adopted a policy of only dealing with creditworthy counterparties and obtaining sufficient collateral, where appropriate, as a means of mitigating the risk of financial loss from defaults. The Company uses other publicly available financial information and its own trading records to rate its major customers. The Company's exposure and the credit ratings of its counterparties are continuously monitored and the aggregate value of transactions concluded is spread amongst approved counterparties. Credit exposure is controlled by counterparty limits that are reviewed and approved annually. The Company has trade receivables as at March 31, 2025 as NIL (NIL, March 31, 2024).

##### b) Other financial assets

The Company maintains exposure majorly in cash and cash equivalents and term deposits with banks. The Company has diversified portfolio of investment with various number of counterparties which have good credit ratings, good reputation and hence the risk is reduced. Individual risk limits are set for each counterparty based on financial position, credit rating and past experience. Credit limits and concentration of exposures are actively monitored by the Company.

#### (B) Liquidity risk

Liquidity risk is the risk that the Company will not be able to meet its financial obligations as they become due. The Company manages liquidity risk by maintaining adequate borrowing facilities (comprising the undrawn borrowing facilities below), by continuously monitoring forecast and actual cash flows and matching the maturity profiles of financial assets and liabilities. The Company also has financial assistance from its shareholders.

#### (i) Financing arrangements

The Company had access to the following undrawn borrowing facilities for working capital at the end of the reporting period:

	As at March 31, 2025	As at March 31, 2024
Floating rate		
Expiring within one year (fund based)	20.00	20.00
<b>Total</b>	<b>20.00</b>	<b>20.00</b>

#### (ii) Maturities of financial liabilities

The tables below analyse the Company's financial liabilities into relevant maturity groupings based on their contractual maturities.

The amounts disclosed in the table are the contractual undiscounted cash flows. Balances due within 12 months equal their carrying balances as the impact of discounting is not significant.

##### As at March 31, 2025

Contractual maturities of financial liabilities	< 1 Year	1 - 3 years	3 - 5 years	> 5 years	Total	Carrying value
Borrowings (includes interest accrued and current maturities of long-term borrowings)	503.90	-	-	-	503.90	506.55
Trade payables	29.07	-	-	-	29.07	29.07
Lease liability	8.90	17.80	17.80	151.27	195.77	84.90
Other financial liabilities	-	-	-	-	-	-
<b>Total Liabilities</b>	<b>541.87</b>	<b>17.80</b>	<b>17.80</b>	<b>151.27</b>	<b>728.74</b>	<b>620.52</b>

##### As at March 31, 2024

Contractual maturities of financial liabilities	< 1 Year	1 - 3 years	3 - 5 years	> 5 years	Total	Carrying value
Borrowings (includes interest accrued and current maturities of long-term borrowings)	395.59	163.92	-	-	559.51	497.26
Trade payables	15.65	-	-	-	15.65	15.65
Lease liability	11.65	17.80	17.80	162.08	209.33	88.76
Other financial liabilities	-	-	-	-	-	-
<b>Total Liabilities</b>	<b>422.89</b>	<b>181.72</b>	<b>17.80</b>	<b>162.08</b>	<b>784.49</b>	<b>601.67</b>





**Welspun Wasco Coatings Private Limited**
**Notes forming part of the financial statements as at and for the year ended March 31, 2025**
*(All amounts in Rupees (Rs.) million, unless otherwise stated)*
**35 Financial risk management (Contd...)**
**(C) Market risk**

Market risk is the risk that the fair value of future cash flows of a financial instrument will fluctuate because of changes in market prices. Market risk comprises three types of risk: currency risk, interest risk and investment price risk.

**(a) Foreign currency risk**

Foreign currency risk is the risk that the future cash flows of an exposure will fluctuate because of changes in foreign exchange rates. The Company's exposure to the risk of changes in foreign exchange rates relates to the borrowings taken.

**(i) Foreign currency risk exposure**

The Company's exposure to foreign currency risk at the end of the reporting period expressed in equivalent in INR Rupees is as follows:

	As at March 31, 2025	As at March 31, 2024
	USD	USD
Financial liabilities		
Borrowing	262.26	255.93
<b>Total Net exposure to foreign currency risk</b>	<b>262.26</b>	<b>255.93</b>

(ii) As at the balance sheet date, following foreign currency exposure (including non financial assets and liabilities) is not hedged by a derivative instrument or otherwise:

	Amount in Rs. Million		Equivalent amount in USD (in Million)	
	As at March 31, 2025	As at March 31, 2024	As at March 31, 2025	As at March 31, 2024
<b>Liabilities</b>				
Borrowing	262.26	255.93	3.07	3.07
<b>Net unhedged foreign currency exposure</b>	<b>262.26</b>	<b>255.93</b>	<b>3.07</b>	<b>3.07</b>

**(iii) Sensitivity**

The sensitivity of profit or loss to changes in the exchange rates arises mainly from foreign currency denominated financial instruments.

	Net impact on profit before tax		Net impact on other reserve	
	As at March 31, 2025	As at March 31, 2024	As at March 31, 2025	As at March 31, 2024
<b>USD sensitivity</b>				
INR/USD - Increase by 1% (March 31, 2024 - 1%)#	2.62	2.56	-	-
INR/USD - Decrease by 1% (March 31, 2024 - 1%)#	(2.62)	(2.56)	-	-

# Holding all other variables constant for which foreign fluctuation may occur

**(b) Security prices**
**i) Exposure**

The Company's exposure to equity securities price risk arises from movement in market price of securities classified as fair value through profit and loss.

**ii) Sensitivity**

The table below summarises the gain/(loss) impact on account of increase/decrease in the equity share prices on the Company's equity and profit for the year.

Particulars	Impact on profit before tax	
	As at March 31, 2025	As at March 31, 2024
Increase in rate 1% (March 31, 2024 - 1%)	(0.02)	(0.02)
Decrease in rate 1% (March 31, 2024 - 1%)	0.02	0.02



**Welspun Wasco Coatings Private Limited****Notes forming part of the financial statements as at and for the year ended March 31, 2025***(All amounts in Rupees (Rs.) million, unless otherwise stated)***36 Capital management****(I) Risk management**

For the purpose of the Company's capital management, capital includes issued equity capital and all other equity reserves.

The Company's objectives when managing capital are to:

- safeguard their ability to continue as a going concern, so that they can continue to provide returns for shareholders and benefits for other stakeholders, and
- maintain an optimal capital structure to reduce cost of capital.

In order to maintain or adjust the capital structure, the Company may adjust the amount of dividends paid to shareholders, return capital to shareholders or issue new shares.

The Company monitors capital on the basis of the following gearing ratio:

	As at March 31, 2025	As at March 31, 2024
Net debt (total borrowings (including current maturities and interest accrued) and lease liabilities net of cash and cash equivalents, other bank balances and current investments)	575.98	578.79
Total equity	(492.85)	(506.88)
Net debt equity ratio	(1.17)	(1.14)

**Loan covenants**

The Company has borrowings as at the end of the reporting period, however there are no covenants attached to the borrowings.

**(II) Dividend**

The Company has not declared dividends in the current reporting year as well as in the previous year.



**Welspun Wasco Coatings Private Limited**

**Notes forming part of the financial statements as at and for the year ended March 31, 2025**

*(All amounts in Rupees (Rs.) million, unless otherwise stated)*

**37 Segment Information**

(i) Description of segments and principal activities

The Company's chief operating decision maker is Board of Director of the Company who examines the Company's performance only from the product perspective and has accordingly identified only one reportable segment which is manufacturing, processing and dealing in coating works.

(ii) The chief operating decision maker primarily uses a measure of profit / (loss) before tax as included in the internal management report to assess the performance of the operating segment which is measured consistently with profit or loss in the financial statements.

(iii) Revenue from major external customers is as follows:

For the year ended	Number of customer	Amount	% to revenue from operations
March 31, 2025	1	313.50	100%
March 31, 2024	-	-	-

(iv) The Company is domiciled in India. The entire amount of its revenue from operations is from India for the year ended March 31, 2025 and March 31, 2024.

(v) The total of the assets are located only in India as at March 31, 2025 and March 31, 2024.



**Welspun Wasco Coatings Private Limited**  
**Notes forming part of the financial statements as at and for the year ended March 31, 2025**  
*(All amounts in Rupees (Rs.) million, unless otherwise stated)*

**38 Related party transactions**

**a) Joint Ventures:**

Relationships	Principal place of business	Effective proportion of ownership interest (%)	
		As at March 31, 2025	As at March 31, 2024
Welspun Corp Limited	India	51.00%	51.00%
Wasco Coatings Limited	Malaysia	49.00%	49.00%

**b) Key management personnel**

Name	Nature of relationship
Mr. Godfrey John	Whole-time Director
Mr. Ramanathan Singaram	Director
Mr. Percy Birdy	Director
Mr. Martyn John Wilmott	Director
Mr. Gaurav Merchant	Chief Financial Officer (resigned w.e.f 31st March 2025)
Mr. Dharmesh Pardiwala	Company Secretary - resigned w.e.f October 31, 2023
Mr. Pradeep Joshi	Company Secretary - appointed on November 01, 2023 and resigned w.e.f April 21, 2024
Ms. Dipti Modi	Company Secretary - w.e.f April 24, 2024

**c) List of Others entities over which key management personnel or relatives of such personnel exercise significant influence or control and with whom transaction have taken place during the current year and previous year and other related parties:**

Welspun Captive Power Generation Limited  
Welspun Corp Limited  
Welspun Living Limited (Former known as - Welspun India Limited)  
Wasco Coatings Limited  
Welspun Transformation Services Limited  
Welspun DI Pipes Limited  
Welassure Private Limited (uptill 12.02.2025)

**d) Transactions with related parties**

The following transactions occurred with related parties:

	Transactions	
	Year ended March 31, 2025	Year ended March 31, 2024
<b>Transactions with Welspun Corp Limited</b>		
Sale of Services	314.00	-
Sale of Scrap	-	0.08
Purchase of machinery / Stores spare, other consumables, coating materials	46.56	0.07
Interest Expenses on Loan	22.76	22.82
Rent Paid	8.90	6.14
Reimbursement of Expenses to WCL	18.20	9.36
<b>Total</b>	<b>410.42</b>	<b>38.47</b>
<b>2) Transactions with Wasco Coatings Limited</b>		
Interest Expense on Loan	9.83	9.61
<b>Total</b>	<b>9.83</b>	<b>9.61</b>
<b>3) Transactions with Welspun Captive Power Generation Limited</b>		
Purchase of Power	3.96	1.56
Dividend Income	0.12	0.12
<b>Total</b>	<b>4.08</b>	<b>1.68</b>
<b>4) Transactions with Welspun Living Limited (Formerly known as - Welspun India Ltd)</b>		
Purchase of Goods	0.01	-
<b>Total</b>	<b>0.01</b>	<b>-</b>
<b>5) Transactions with Welspun DI Pipes Limited</b>		
Sale of Goods	0.03	-
<b>Total</b>	<b>0.03</b>	<b>-</b>
<b>6) Transactions with Welassure Private Limited</b>		
Purchase of Services	5.70	1.21
<b>Total</b>	<b>5.70</b>	<b>1.21</b>
<b>7) Transactions with Welspun Transformation Services Limited</b>		
Purchase of Services	0.60	0.46
<b>Total</b>	<b>0.60</b>	<b>0.46</b>



**Welspun Wasco Coatings Private Limited**  
**Notes forming part of the financial statements as at and for the year ended March 31, 2025**  
*(All amounts in Rupees (Rs.) million, unless otherwise stated)*

**e) Disclosure of significant closing balances:**

	Year ended March 31, 2025	Year ended March 31, 2024
<b>1) Trade payables</b>		
Welspun Corp Limited	14.54	11.09
Welspun Captive Power Generation Limited	-	0.64
Welsure Private Limited	0.31	0.09
Welspun Tranformation Services Limited	-	0.05
<b>Total trade and other payables</b>	<b>14.85</b>	<b>11.87</b>
<b>2) Trade receivables</b>		
<b>Total trade receivables</b>	<b>-</b>	<b>-</b>
<b>3) Non-current investments</b>		
Welspun Captive Power Generation Limited (Investments in equity shares)	2.79	2.34
<b>Total non-current investments</b>	<b>2.79</b>	<b>2.34</b>
<b>4) Other current liabilities (trade advances)</b>		
Welspun Corp Limited	67.21	4.50
<b>Total Other current liabilities (trade advances)</b>	<b>67.21</b>	<b>4.50</b>
<b>5) Lease rent payable (included in current lease liabilities)</b>		
Welspun Corp Limited	-	2.76
<b>Total Lease rent payable</b>	<b>-</b>	<b>2.76</b>
<b>6) Interest accrued on borrowings</b>		
Welspun Corp Limited	20.48	20.54
Wasco Coatings Limited	9.31	9.09
<b>Total Borrowings</b>	<b>29.79</b>	<b>29.63</b>
<b>7) Borrowings</b>		
Welspun Corp Limited	211.70	211.70
Wasco Coatings Limited	262.26	255.93
<b>Total Borrowings</b>	<b>473.96</b>	<b>467.63</b>

**(f) Terms and conditions**

All outstanding balances are unsecured and are repayable in cash.

Directors of the Company are also employed by the other entities of Welspun Corp Limited group and they have not been paid remuneration accordingly.

- 39 Pursuant to the Supreme Court Judgment in the case of "Vivekananda Vidyamandir And Others Vs The Regional Provident Fund Commissioner (II) West Bengal" in relation to non-exclusion of certain allowances from the definition of "basic wages" of the relevant employees for the purposes of determining contribution to provident fund under the Employees' Provident Funds & Miscellaneous Provisions Act, 1952, and subsequent dismissal of the review petition filed against the Judgement, the Company has assessed the impact and on conservative basis made provision (presented under Non-current) of Rs 0.56 (March 31, 2024: Rs. 0.56). The Company had also determined and discharged the provident fund liability from September 1, 2019 considering the impact of the judgement.

The Company had changed its salary structure in the month of June 2020 w e f April 01, 2020 to comply with above judgement. The Company had borne the employee's contribution to provident fund for the period September 01, 2019 to March 31, 2020 aggregating to Rs. 0.06.

**40 Capital and other commitments**

	Year ended March 31, 2025	Year ended March 31, 2024
Estimated value of contracts in capital account remaining to be executed and not provided for (net of capital advances)	1.85	-



**Welspun Wasco Coatings Private Limited**  
**Notes forming part of the financial statements as at and for the year ended March 31, 2025**  
*(All amounts in Rupees (Rs.) million, unless otherwise stated)*

**41 Micro, Small and Medium Enterprises Development Act, 2016**

Disclosure of amount due to suppliers under "The Micro, Small and Medium Enterprises Development Act, 2006 (MSMED Act)" is as

	Year ended March 31, 2025	Year ended March 31, 2024
Principal amount due to suppliers registered under the MSMED Act and remaining unpaid as at year end	2.19	0.09
Interest due to suppliers registered under the MSMED Act and remaining unpaid as at year end	-	-
Principal amounts paid to suppliers registered under the MSMED Act, beyond the appointed day during the year	0.17	0.34
Interest paid, under Section 16 of MSMED Act, to suppliers registered under the MSMED Act, beyond the appointed day during the year	-	-
Interest paid, other than under Section 16 of MSMED Act, to suppliers registered under the MSMED Act, beyond the appointed day during the year	-	-
Amount of interest due and payable for the period of delay in making payment (which have been paid but beyond the appointed day during the year) but without adding the interest specified under the MSMED Act	-	-
Interest accrued and remaining unpaid at the end of each accounting year	-	- *
Amount of further interest remaining due and payable even in the succeeding years, until such date when the interest dues above are actually paid to the small enterprise, for the purpose of disallowance of a deductible expenditure under section 23 of the MSMED Act	-	-
<b>Total outstanding dues of micro and small enterprises</b>	<b>2.19</b>	<b>0.09</b>

\*Amount is below the rounding norms adopted by the Company





Welspun Wasco Coatings Private Limited  
Notes forming part of the financial statements as at and for the year ended March 31, 2025  
(All amounts in Rupees (Rs.) million, unless otherwise stated)

42 Key Financial Ratio with explanations

Sr.no	Ratio	Numerator	Denominator	Year ended March 31, 2025	Year ended March 31, 2024	Variance	Variance in %	Reason for variance
1	Current ratio (times)	Current assets	Current liabilities	0.22	0.12	0.10	91%	Increase in current ratio is mainly on account of increase in Borrowings.
2	Debt-equity ratio (times)	Total debt	Total Equity	(0.96)	(0.92)	-0.04	4%	Variance less than 25%
3	Debt service coverage ratio (times)	Earnings available for debt service	Debt service	1.34	(0.73)	2.07	283%	The ratio has significantly increased as the Company had operations during the year resulting in profit.
4	Return on equity (%)	Loss/ (profit) for the year	Average shareholders equity	-2.82%	16.32%	-0.19	-117%	The Company had operations during the year resulting in profit.
5	Inventory turnover ratio (times)	Cost of goods sold	Average inventory	3.08	0.01	3.07	33503%	There is increase in the ratio as during the current year the cost of goods sold has increased in line with operations.
6	Trade receivables turnover ratio (times)	Revenue from operations	Average trade receivables	-	21.98	-21.98	-100%	There are no Trade receivables in current year.
7	Trade payable turnover ratio (times)	Purchases and Other expenses	Average trade payables	14.74	2.23	12.51	560%	There is increase in the ratio as during the current year the cost of goods sold and other expenses has increased in line with operations.
8	Net capital turnover ratio (times)	Revenue from operations	Closing Working capital	(0.67)	(0.01)	-0.66	-7930%	There is decrease in the ratio as during the current year there was revenue from operations.
9	Net Profit ratio (%)	Loss/ (profit) for the year	Revenue from operations	4.44%	-2768.66%	27.73	100%	During the current year there was revenue from operations leading to net profit ratio.
10	Return on capital employed (%)	Earnings before interest and tax	Capital employed	-295.56%	87.07%	-3.83	-439%	This is due to decrease in Current Borrowings
11	Return on investment (%)	Earnings before interest and tax	Closing Total Assets	25.72%	-27.58%	0.53	193%	The ratio has significantly increased as the Company had operations during the year resulting in profit.

Notes:

- 1 Total debt = Non-current borrowings and Current borrowings
- 2 Earning for debt service = Loss/(profit) for the year + Non-cash operating expenses like depreciation and other amortisations + Interest
- 3 Debt service = Interest and principal repayments including lease payments
- 4 Cost of Goods Sold = Cost of material consumed + Purchases of stock-in-trade + Changes in inventories of finished goods, stock-in-trade and work-in progress
- 5 Working capital = Current assets (-) Current liabilities
- 6 Capital employed = Total Equity + Total debt



**Welspun Wasco Coatings Private Limited**

**Notes forming part of the financial statements as at and for the year ended March 31, 2025**

*(All amounts in Rupees (Rs.) million, unless otherwise stated)*

**43 Additional regulatory requirements under Schedule III**

**(i) Details of Benami Property held**

No proceedings have been initiated on or are pending against the Company for holding benami property under the Benami Transactions (Prohibition) Act, 1988 (45 of 1988) and Rules made thereunder.

**(ii) Borrowing secured against current assets**

The Company has sanctioned borrowings from banks on the basis of security of current assets. The quarterly returns or statements of current assets filed by the Company with banks are in agreement with the books of accounts. However, the Company has not drawn the limits in March 31, 2025 and March 31, 2024.

**(iii) Wilful defaulter**

The Company has not been declared wilful defaulter by any bank or financial institution or government or any government authority.

**(iv) Relationship with struck off companies**

The Company has no transactions with the companies struck off under Companies Act, 2013 or Companies Act, 1956.

**(v) Compliance with number of layers of companies**

The Company has complied with the number of layers prescribed under the Companies Act, 2013.

**(vi) Compliance with approved scheme(s) of arrangements**

The Company has not entered into any scheme of arrangement which has an accounting impact on current or previous financial year.

**(vii) Utilisation of borrowed funds and share premium**

The Company has not advanced or loaned or invested funds to any other person(s) or entity(ies), including foreign entities (Intermediaries) with the understanding that the Intermediary shall:

- (i) directly or indirectly lend or invest in other persons or entities identified in any manner whatsoever by or on behalf of the Company (Ultimate Beneficiaries) or
- (ii) provide any guarantee, security or the like to or on behalf of the ultimate beneficiaries

The Company has not received any fund from any person(s) or entity(ies), including foreign entities (Funding Party) with the understanding (whether recorded in writing or otherwise) that the Company shall:

- (i) directly or indirectly lend or invest in other persons or entities identified in any manner whatsoever by or on behalf of the Funding Party (Ultimate Beneficiaries) or
- (ii) provide any guarantee, security or the like on behalf of the ultimate beneficiaries

**(viii) Undisclosed income**

There is no income surrendered or disclosed as income during the current or previous year in the tax assessments under the Income Tax Act, 1961, that has not been recorded in the books of account.

**(ix) Details of crypto currency or virtual currency**

The Company has not traded or invested in crypto currency or virtual currency during the current or previous year.

**(x) Valuation of PP&E, intangible asset and investment property**

The Company has not revalued its property, plant and equipment (including Right-of-Use assets) or intangible assets or both during the current or previous year.

**(xi) Title deeds of immovable properties not held in name of the company**

The title deeds of all the immovable properties (other than properties where the Company is the lessee and the lease agreements are duly executed in favour of the lessee), as disclosed in note 3 (a) to the financial statements, are held in the name of the Company.

**(xii) Registration of Charges or satisfaction with Registrar of Companies (ROC)**

There are no charges or satisfaction which are yet to be registered with the Registrar of Companies beyond the statutory period.

**(xiii) Utilisation of borrowings availed from banks and financial institutions**

The Company has not availed any borrowings from any banks or financial institutions. However, the term loan received from related parties has been applied for the purpose which it has been taken.



**Welspun Wasco Coatings Private Limited**

Notes forming part of the financial statements as at and for the year ended March 31, 2025

(All amounts in Rupees (Rs.) million, unless otherwise stated)

**44 Earnings/ (Loss) per share**

	Year ended March 31, 2025	Year ended March 31, 2024
Nominal value of an equity share	10.00	10.00
Profit/(Loss) after tax attributable to the equity holders of the Company	14.08	(76.46)
<b>Basic earnings/ (loss) per share:</b>		
Weighted average number of equity shares used as denominator for calculating basic EPS	49,931,400	49,931,400
Basic earnings per share (Rs.)	0.28	(1.53)
<b>Diluted earnings/ (loss) per share:</b>		
Loss after tax attributable to the equity holders of the Company	14.08	(76.46)
Weighted average number of equity shares used as denominator for calculating diluted EPS	49,931,400	49,931,400
Diluted earnings per share (Rs.)	0.28	(1.53)
<b>Reconciliation of weighted average number of shares outstanding</b>		
Weighted Average number of equity shares used as denominator for calculating basic EPS	49,931,400	49,931,400
Total weighted average potential equity shares	-	-
Weighted average number of equity shares used as denominator for calculating diluted EPS	49,931,400	49,931,400

**45 Contingent Liability**

There are no contingent liabilities as at March 31, 2025 and March 31, 2024.

**46 Going Concern**

The net worth of the Company as on March 31, 2025 has been fully eroded due to losses incurred in the earlier years (including impairment of property, plant and equipment and right of use assets). Having regard to approved business plans, cash flow projections and the commitment from its shareholders Welspun Corp Limited and Wasco Coatings Limited to provide financial support to the Company to meet its financial obligations as and when they fall due for a period of not less than twelve months from the date of signing the financial statements for the year ended March 31, 2025, the financial statements have been prepared on going concern basis and no adjustments have been made in the financial statements.

**47 Core Investment Companies (CIC)**

Management has assessed that there are three CIC in the Group ('Companies in the Group' is as defined in Master Direction - Core Investment Companies (Reserve Bank) Directions, 2016, as amended).



**Welspun Wasco Coatings Private Limited**  
**Notes forming part of the financial statements as at and for the year ended March 31, 2025**  
*(All amounts in Rupees (Rs.) millions, unless otherwise stated)*

**Note 48. Summary of other accounting policies**

**A) Segment reporting**

The chief operating decision makers are the Board of Directors of the Company. The directors of the Company assesses the financial performance and position of the Company and makes strategic decisions. Operating segments are reported in a manner consistent with the internal reporting provided to the chief operating decision maker.

**B) Employee benefits**

**i) Short-term obligations**

Liabilities for wages and salaries, including non-monetary benefits that are expected to be settled wholly within 12 months after the end of the period in which the employees render the related service are recognised in respect of employees' services up to the end of the reporting period and are measured at the amounts expected to be paid when the liabilities are settled. The liabilities are presented as current employee benefit obligation in the balance sheet.

**ii) Other long-term employee benefit obligations**

The liabilities for earned leave are not expected to be settled wholly within 12 months after the end of the period in which the employees render the related service. They are therefore measured as the present value of expected future payments to be made in respect of services provided by employees up to the end of the reporting period using the projected unit credit method. The benefits are discounted using the market yields at the end of the reporting period that have terms approximating to the terms of the related obligation.

Remeasurements as a result of experience adjustments and changes in actuarial assumptions are recognised in profit or loss.

The obligations are presented as current liabilities in the balance sheet if the entity does not have an unconditional right to defer settlement for at least twelve months after the reporting period, regardless of when the actual settlement is expected to occur.

**iii) Post-employment obligations**

The Company operates the following post-employment schemes:

- defined benefit plans such as gratuity; and
- defined contribution plans such as provident fund.

**Defined benefit plans**

**Gratuity obligations**

The liability or asset recognised in the balance sheet in respect of defined benefit gratuity plans is the present value of the defined benefit obligation at the end of the reporting period. The defined benefit obligation is calculated annually by actuary using the projected unit credit method. Gratuity liability is wholly unfunded.

The present value of the defined benefit obligation denominated in Rupees is determined by discounting the estimated future cash outflows by reference to market yields at the end of the reporting period on government bonds that have terms approximating to the terms of the related obligation.

The net interest cost is calculated by applying the discount rate to the net balance of the defined benefit obligation and the fair value of plan assets. This cost is included in employee benefit expense in the statement of profit and loss.



**Welspun Wasco Coatings Private Limited**

**Notes forming part of the financial statements as at and for the year ended March 31, 2025**

*(All amounts in Rupees (Rs.) millions, unless otherwise stated)*

Remeasurement gains and losses arising from experience adjustments and changes in actuarial assumptions are recognised in the period in which they occur, directly in other comprehensive income. They are included in retained earnings in the statement of changes in equity and in the balance sheet.

Changes in the present value of the defined benefit obligation resulting from plan amendments or curtailments are recognised immediately in profit or loss as past service cost.

**Defined contribution plans**

**Provident fund**

The Company pays provident fund contributions to publicly administered provident funds as per local regulations. The Company has no further payment obligations once the contributions have been paid. The contributions are accounted for as defined contribution plans and the contributions are recognised as employee benefit expense when they are due.

**C) Provisions, contingent liabilities and contingent assets**

**i) Provisions**

Provisions for legal claims are recognised when the Company has a present legal or constructive obligation as a result of past events, it is probable that an outflow of resources will be required to settle the obligation and the amount can be reliably estimated. Provisions are not recognised for future operating losses.

Where there are a number of similar obligations, the likelihood that an outflow will be required in settlement is determined by considering the class of obligations as a whole. A provision is recognised even if the likelihood of an outflow with respect to any one item included in the same class of obligations may be small. Provisions are measured at the present value of management's best estimate of the expenditure required to settle the present obligation at the end of the reporting period. The discount rate used to determine the present value is a pre-tax rate that reflects current market assessments of the time value of money and the risks specific to the liability. The increase in the provision due to the passage of time is recognised as interest expense.

**(ii) Contingent liabilities**

Contingent liabilities are disclosed when there is a possible obligation arising from past events the existence of which will be confirmed only by the occurrence or non-occurrence of one or more uncertain future events not wholly within the control of the company or a present obligation that arises from past events where it is either not probable that an outflow of resources will be required to settle or a reliable estimate of the amount cannot be made.

**(iii) Contingent Assets**

Contingent Assets are disclosed, where an inflow of economic benefits is probable.

**D) Contributed equity**

Equity shares are classified as equity. Incremental costs directly attributable to the issue of new shares or options are shown in equity as a deduction, net of tax, from the proceeds.

**E) Earnings per share**

**(i) Basic earnings per share**

Basic earnings per share is calculated by dividing:

- the profit attributable to owners of the Company
- by the weighted average number of equity shares outstanding during the financial year.



**Welspun Wasco Coatings Private Limited**

**Notes forming part of the financial statements as at and for the year ended March 31, 2025**

*(All amounts in Rupees (Rs.) millions, unless otherwise stated)*

**(ii) Diluted earnings per share**

Diluted earnings per share adjusts the figures used in the determination of basic earnings per share to take into account:

- the after income tax effect of interest and other financing costs associated with dilutive potential equity shares and
- the weighted average number of additional equity shares that would have been outstanding assuming the conversion of all dilutive potential equity shares.

**F) Cash Flow Statement**

Cash flows are reported using the indirect method set out in Ind AS 7 'Statement of Cash Flows', whereby net loss/profit before tax is adjusted for the effects of transactions of non-cash nature, any deferrals, or accruals of past or future operating cash receipts or payments and items of expenses associated with investing or financing cash flows. The cash flows from operating, investing and financing activities of the Company are segregated.

**For B S R & Co. LLP**

Chartered Accountants

Firm's Registration No. 101248WW-100022



**Akash Khona**

Partner

Membership No. 148044

Place: Mumbai

Date: April 22, 2025

For and on behalf of the Board of Directors

**of Welspun Wasco Coatings Private Limited**

CIN: U28920GJ2015PTC084632



**Godfrey John**

Whole-time Director

DIN: 03602725

Place: Mumbai

Date: April 22, 2025



**Sharad Agrawal**

Chief Financial Officer

Place: Mumbai

Date: April 22, 2025



**Percy Birdy**

Director

DIN: 07634795

Place: Mumbai

Date: April 22, 2025



**Dipti Modi**

Company Secretary

ACS No. 25460

Place: Mumbai

Date: April 22, 2025

